


Fiqh made easy

تسهيل الفقه

TAS-HEELUL
FIQH

6



تَسْهِيلُ
الْفِقْهِ

TAS-HEELUL
FIQH

6

English Edition

UNIVERSITY OF
CHICAGO



Contents



Lesson One	Removal of Najaasah (Impurities)	4
Lesson Two	The Rules of Water	16
Lesson Three	Rules Pertaining to Wells	20
Lesson Four	Salaah	34
Lesson Five	Times of Salaah	40
Lesson Six	Forbidden Times of Salaah	46
Lesson Seven	Athaan	50
Lesson Eight	Significance of the Athaan	54
Lesson Nine	Iqaamah	62
Lesson Ten	Conditions for the Validity of Salaah	68
Lesson Eleven	Fardh Acts in Salaah	76
Lesson Twelve	The Waajib Acts of Salaah	84
Lesson Thirteen	Sajdatus Sahw	88
Lesson Fourteen	The Sunnah Acts of Salaah	92
Lesson Fifteen	Mustahab Acts of Salaah	100
Lesson Sixteen	Makrooh Acts in Salaah	102
Lesson Seventeen	Mufsidaat of Salaah	108
Lesson Eighteen	Witr Salaah	116
Lesson Nineteen	Sunnah Salaah	120
Lesson Twenty	The Masaajid	122
Lesson Twenty One	Salaah with Jamaah	128
Lesson Twenty Two	The Masboog	134
Lesson Twenty Three	Qadhaa Salaah	140
Lesson Twenty Four	Salaatul Mareedh	146
Lesson Twenty Five	The Day of Jummuah	152
Lesson Twenty Six	Salaatul Taraweeh	162
Lesson Twenty Seven	Sajdatut Tilaawah	167
Lesson Twenty Eight	Salaatul Musaafir	172
Lesson Twenty Nine	Salaatul Eed	178
Lesson Thirty	Salaatul Janaazah	188
Lesson Thirty One	Practical Salaah	196

Tasheel-ul-Fiqh 6

First Impression 2011

© 2011 JUT Publishing

Jamiatul Ulama Taalimi Board:
Curriculum Development Committee

Floor 2, Baitul Hamd,
32 Dolly Rathebe Road,
Fordsburg 2092,
South Africa
E-mail: taalimi@islamsa.org.za

All Rights Reserved. No part of this publication may be stored in a retrieval system transmitted, or reproduced in any way including but not limited to photocopy, photograph, magnetic or other record without the prior agreement and written permission of the publisher.

As with any educational material, the contributors have been influenced by a number of people to whom they have spoken and books they have read. The contributors acknowledge this with appreciation.

The Curriculum Development Committee have made every effort to ensure accuracy.

ISBN: 1-919942-27-0

Designed & Illustrated by: Kufica cc. South Africa

بِسْمِ اللَّهِ الرَّحْمَنِ الرَّحِيمِ

INTRODUCTION TO *FIQH*

Allaah ﷻ has commanded us to worship and obey Him. He sent Nabee Muhammad ﷺ to teach us how to obey and worship Him. We cannot worship Allaah ﷻ according to our own understanding. Our worship has to be in accordance to the laws of Allaah ﷻ. The rules and regulations which outline the method of worship and obedience are termed as “Fiqh” The manner of purifying ourselves, the manner of performing Salaah, Fasting, Haj, Zakaah, Nikaah, etc. is explained to us through the subject of Fiqh. We acquire a clear understanding of the Deen through the study of Fiqh. Nabee Muhammad ﷺ said:

“Whenever Allaah ﷻ desires good for a person, he grants him deep understanding of the deen. I only distribute (the knowledge) whilst Allaah ﷻ bestows (it to me).”

The great and famous Imaams have extracted the rules and regulations of Fiqh from the Quraan and Ahadeeth. Imaam Aboo Haneefah, Imaam Shaafi’ee, Imaam Maalik and Imaam Ahmad bin Hambal (May Allaah’s mercy be upon them) are some of the great Imaams. After a deep study of the Shariah, they have compiled books on Fiqh, making it easy for us to follow the Deen.



Removal of Najaasah (Impurities)

**"Allaah loves those who turn to Him in repentance
and He loves those who keep themselves pure."
(2:222)**

As human beings we often pollute ourselves spiritually and physically. We pollute ourselves spiritually when we commit sins or disobey Allaah ﷻ. Physical pollution refers to impurities that soil our bodies, clothes or any other item. We cleanse ourselves from spiritual impurities by making tawbah. Just as tawbah cleanses the blackness of sin from our hearts, likewise we remove physical impurities by cleaning and washing according to a specific method depending on the type of **najaasah**.

**"Allaah loves those who turn to Him in repentance
and He loves those who keep themselves pure."
(2:222)**

Cleanliness and purity are the foundation of all our acts of worship and we therefore need to know how to clean ourselves from impurities.

There are Two Types of Najaasah:

1. **Haqeeqi** - physical najaasah which can be felt or seen e.g. stool or blood.
2. **Hukmee** - a state of najaasah which cannot be seen - e.g. to be without wudhu or ghusl.

Keywords

tawbah | najaasah | haqeeqi | hukmee | wudhu | ghusl

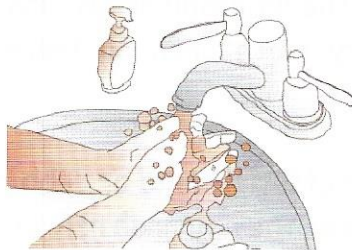


Najaasah Haqeeqi is of Two Types:

- a. Solid: example - stool which is visible on the clothes or body even after it has dried.
- b. Liquid: example - urine or alcohol which is usually not visible on the clothes or body after it has dried.

Cleansing Najaasah Haqeeqi from the Body

1. If a solid najaasah soils any part of the body, that part must be washed with water until the najaasah is completely removed.
2. If a liquid najaasah soils any part of the body, that part must be washed three times with water.
3. It is preferable to wash the soiled part of the body three times even if the najaasah is removed after washing it the first time.
4. Only the portion of the body that is soiled has to be cleaned. It is not necessary to perform ghusl.





Lesson

Cleansing Najaasah Haqeeqi from Clothes


1. A garment that is soiled by a solid najaasah must be washed until the najaasah is removed. It is advisable to wash the garment three times and to squeeze out the water each time even if the najaasah is removed after the first wash. If after washing it thoroughly, the stain of the najaasah remains, the garment will still be regarded as taahir.
2. A garment that is soiled by a liquid najaasah should be washed three times, squeezing out the water after each wash even if the najaasah is removed after the first wash.
3. It is not necessary to wash the entire garment if only a portion of it is soiled.
4. If it is not known which portion of the garment is impure, the whole garment should be washed.

Cleansing Najaasah from Leather

1. If a solid najaasah which is dry or wet soils leather, it can be purified:
 - a. By removing the najaasah and wiping it thoroughly with a wet or dry cloth until no trace of the najaasah remains.
 - b. By rubbing it off with sand or rubbing it on the ground until no trace of the najaasah remains.

Keywords

taahir | haraam



- c. By washing it until no trace of the najaasah remains.
2. If a liquid najaasah soils leather, it should be washed three times, squeezing out the water after each wash. If the leather cannot be squeezed it should be washed three times, leaving it to dry after each wash. The same method of purification is used to clean carpets or any similar item that cannot be squeezed.





3. Pig skin is permanently impure and cannot be made taahir. Therefore the uses of items made from pig skin are totally forbidden (haraam).
4. The skin of all other animals becomes pure after tanning.

Cleansing Glass, Plastic or Metal

If glass, plastic or metal is soiled by a solid, liquid, wet or dry najaasah, it can be purified in two ways:

- a. By wiping it off with cloth until no trace of the najaasah remains.
- b. By rubbing it off with sand or on the ground until no trace of the najaasah remains.

Foods Soiled by Najaasah

1. Foods that are contaminated by the sweat or saliva of a wild animal, dog or pig become permanently impure and cannot be consumed.
2. If water in a small quantity is contaminated by the sweat or saliva of a wild animal, dog or pig, it also becomes permanently impure and therefore cannot be consumed or used for purposes of tahaarah.
3. Utensils contaminated by the saliva of wild animals, dogs and pigs must be washed at least three times.




Keywords

tahaarah | halaal

4. The saliva of all humans is pure (taahir) unless the person has consumed liquor or anything impure.
5. The sweat and saliva of all halaal animals are pure (taahir).

Cleansing of the Earth

If the earth or sand is soiled by a najaasah, it will be regarded as taahir, once the earth or sand becomes dry and no trace of the najaasah is visible.





Lesson

Questions

Section A

1. Explain what is najaasah?

.....

.....

.....

2. Who are those that Allaah ﷻ loves?

.....

.....

.....

3. Mention the two types of najaasah.

.....

.....

4. What is the impurity, which can be felt or seen, called?

.....

5. What is the impurity, which cannot be felt or seen, called?

.....

6. How is the body purified from physical impurities?

.....

.....

.....

.....



7. How many times does a person have to wash the soiled parts of the body?

.....

8. If any part of the body is soiled with physical impurities, how many times do you need to make ghusl?

.....

9. If a portion of the garment is soiled with visible impurities, how do you purify the garment?

.....

.....

.....

.....

.....

.....

.....

10. If invisible impurities soil a garment, then how is it purified?

.....

.....

.....

.....

.....

.....

.....



Lesson

11. If garments were stained with impurities and washed many times, will it be correct to use such garments for salaah?

.....

12. If it is not known which portion of the garment is soiled with impurity, then how will the garment be purified?

.....

.....

.....

.....

.....

13. Re-arrange the letters in the following words, so that a meaningful word can be made, which you came across in the lesson.

saahanaj

.....

batuha

.....

iqeeqha

.....

keehum

.....

raathi

.....

maahar

.....



14. How does a person purify the following:

Item	Method
Glass
Clothing
Body
Leather
Saliva of dogs and pigs
Sweat and saliva of wild animals.....
Skins of animals
Earth
Utensils
Saliva of sheep
Floor or cement
Carpet

Have you understood?

- > The types of impurities.
 - > Removing impurities from the body.
 - > Removing impurities from the garment.
 - > Removing impurities from leather and rubber.
 - > Cleaning metal, glass and plastic items.
 - > Removing impurities from the ground and earth.



Lesson

Section B

1. Do you think that it is important to clean ourselves? Why?

.....

.....

.....

2. Sameer was injured and his knee was bleeding. The blood went on to his clothes. Sameer rinsed his clothes three times, but the blood stain wasn't completely removed. Would those clothes be taahir, or would he have to wash it again?

.....

.....

.....

3. Imagine that you had to teach your little sister about najaasah. Help her to understand what liquid and solid najaasah are, and what should be done in both of these cases.

.....

.....

.....

.....

.....

4. Fatima messed her dress and was now removing the najaasah. She was just going to rinse the portion that was



impure. Her sister told her that she should wash the whole garment. Who do you think is right in this instance? Explain your answer.

.....

.....

.....

.....

5. The neighbour's dog urinated all over mum's leather couch. What should you do in order to make this couch taahir again? If the dog messed with stool instead, how would you then purify the couch?

.....

.....

.....

.....

.....

6. Do you think that it is alright to wear shoes that are made from pig skin? Why?

.....

.....

.....

.....

.....

.....



The Rules of Water

"And He sent down upon you water from the skies so that He might purify you with it." (8:11)

Water has many uses, one of which is to clean and purify. However the water itself has to be clean and pure for it to be used for cleansing and purification. If the colour, smell or taste of water changes due to an impurity, or if certain animals contaminate the water, or if there are signs of najaasah in the water, the water will no longer be regarded as clean and pure and therefore cannot be used for purification purposes.

Quantity Of Water

The **quantity of water** contaminated by najaasah will determine whether the water is pure or impure. Water is either classified as **Maa un Qaleel** (small quantity of water) or **Maa un Katheer** (large quantity of water).

Maa un Qaleel (Small quantity of water)

Water contained in an area less than 20.9 square metres like a small pond or bucket.





Keywords

maa-un-qaleel | maa-un-katheer | najis | makrooh

Maa un Katheer (Large quantity of water)

Water contained in an area greater than 20.9 square metres (225 square feet), like a reservoir, dam, river or sea. The minimum depth should be so much that if one scoop up water with the hand, the ground at the bottom does not become momentarily exposed.

Rules Pertaining to a Small Quantity of Water (Maa un Qaleel)

1. If any najaasah falls into a small quantity of water, the water will become impure (najis), even if the effects of the najaasah are not seen. Such impure water cannot be used for purification purposes.
2. If the following animals drink from a small quantity of water, the water will become impure:
 - a. dogs
 - b. pigs
 - c. flesh eating (carnivorous) animals
 - d. cats, immediately after eating a mouse or rat
3. If the following animals drink from a small quantity of water, it will be undesirable (makrooh) to use such water, if other water is available:
 - a. rats
 - b. lizards
 - c. fowls that generally feed on dirt and filth




Lesson

- d. birds of prey (flesh-eating birds such as eagles or vultures)
 - e. crows that feed on impurities
 - f. cats
4. If halaal animals **drink** from a small quantity of water, the water remains pure (e.g. cow, goat, pigeon, dove, horse, etc.).
 5. If any animal that has flowing blood **falls** into a small quantity of water and dies in it, the water becomes impure (e.g. bird, fowl, pigeon, cat, rat.).
 6. Water does not become impure if animals that are born and live in water die in it (e.g. fish, crab or frog).
 7. Water does not become impure if insects that have no flowing blood such as mosquitoes, flies, or bees, die in it.
 8. Water from which humans have drunk, Muslims or Non-Muslims, remains pure.
 9. If a person has consumed anything impure (pork, alcohol, etc.) and thereafter drank water, such left over water will be impure.



Rules Pertaining to a Large Quantity of Water (Maa un Katheer)

A large quantity of water remains taahir, even if a najaasah falls into it, provided that the taste, smell or colour of the najaasah is not apparent in the water. The water beyond the affected area will be taahir.



Rules Pertaining to Wells

In earlier days people did not have water supplied to their homes. They drew water from rivers, dams or wells. Even today people in remote areas still draw water from wells by using a rope and a bucket. The mouth of the well is generally left open; sometimes animals and impurities fall into the well, thus making the water impure.

The Water of a Well Becomes Impure:

1. When najaasah ghaleezah (stool or urine of humans and animals) and najaasah khafeefah (urine of halaal animals or droppings of haraam birds) falls into it.
2.
 - i When an animal falls and dies in it.
 - ii When an animal whose saliva is najis, or which has najaasah on it's body, falls into a well.





Keywords

najaasah ghaleezah | najaasah khafeefah | najis

Method of Purifying Well Water

1. If najaasah falls into a well, all the water would have to be removed, regardless of the quantity of najaasah. If it is not possible to draw out all the water because of its continuous flow, then the volume of water normally contained in the well should be first estimated, then such a quantity should be drawn out. If this is not possible, then the removal of three hundred buckets would suffice.

2. **When the body is bloated or decomposed** - If an animal falls and dies in a well, and its body thereafter swells, decomposes or bursts

or

If the dead body of a decomposed animal falls into a well, then all the water of the well must be removed regardless of the size of the animal.

3. **If the body is not bloated or decomposed** - If an animal the size of a cat or pigeon dies in the water but does not swell or burst

or

If the dead body of such an animal falls into the well, forty buckets of water have to be removed. It is however mustahab (preferable) to remove sixty buckets of water.



Lesson

4. If an animal the size of a rat falls into a well and dies, but does not swell or decompose or burst

or

if the dead body of such animal falls into a well, twenty buckets of water have to be removed. It is however mustahab to remove thirty buckets of water.

5. If it is not known when an animal fell into the water:

a. If the animal has not bloated or decomposed at the time it was discovered, all those who made wudhu with this water will have to repeat their salaah of twenty four hours.

b. If the animal has bloated or burst open then the salaah of the past seventy two hours (three days) has to be repeated.

6. If a pig falls into a well and comes out alive then all the water in the well is impure.

7. The bucket that is used to remove impure water should be the size of the bucket that is normally used for drawing water from that particular well.

8. It is not necessary to draw all the water at once. It could be drawn at intervals.



Keywords

mustahab

9. When the required amount of water has been removed, the well, bucket and rope also become taahir.





Worksheet

Lesson Two and Three Section "A"

1. Explain the following words:

a. Maa un Qaleel

.....

.....

.....

.....

.....

b. Maa un Katheer

.....

.....

.....


.....

.....

2. A large quantity of water will, refer to water covering an area of square metres of water. A small quantity of water will, refer to water covering an area of square metres.

3. What are the three qualities of water that cannot be changed for it to remain usable?

- a.
- b.
- c.



4. When does clean water become impermissible to use?

.....

.....

.....

.....

.....

5. What is the minimum depth for a "large quantity" of water?

.....

.....

6. When does a "large quantity" of water become impermissible to use?

.....

.....

.....

.....

.....

7. Which two types of najaasah, will make the water impure, if they fall into a well?

a.

.....

b.

.....



Lesson

8. What will the status of a small quantity of water be, if the following animals drink, fall or die in it?

Name of Animal	Impure	Makrooh	Pure / Taahir
Rat	<input type="text"/>	<input type="text"/>	<input type="text"/>
A drunk human being	<input type="text"/>	<input type="text"/>	<input type="text"/>
Lizard	<input type="text"/>	<input type="text"/>	<input type="text"/>
Fly	<input type="text"/>	<input type="text"/>	<input type="text"/>
Fowl that feeds on filth	<input type="text"/>	<input type="text"/>	<input type="text"/>
Bee	<input type="text"/>	<input type="text"/>	<input type="text"/>
Eagle	<input type="text"/>	<input type="text"/>	<input type="text"/>
Fish	<input type="text"/>	<input type="text"/>	<input type="text"/>
Crow that feeds on impurities	<input type="text"/>	<input type="text"/>	<input type="text"/>
Cow	<input type="text"/>	<input type="text"/>	<input type="text"/>
Bird	<input type="text"/>	<input type="text"/>	<input type="text"/>
Goat	<input type="text"/>	<input type="text"/>	<input type="text"/>
Dove	<input type="text"/>	<input type="text"/>	<input type="text"/>
Horse	<input type="text"/>	<input type="text"/>	<input type="text"/>
Pigeon	<input type="text"/>	<input type="text"/>	<input type="text"/>

9. Word Search

maa un qaleel

khafeefah

dogs

burst

fish

ghaleezah

rats

decomposed

pigeons

maa un katheer

taahir

bloated

eagles

animal



a	p	a	x	c	b	d	a	y	k	j	h	i	l	l	a	q	o
j	m	a	a	u	n	k	a	t	h	e	e	r	l	i	i	f	a
e	b	o	a	w	e	g	f	p	n	g	b	e	n	m	k	m	r
j	o	i	a	c	m	e	v	e	h	o	p	i	g	e	o	n	s
i	m	k	c	p	a	z	a	n	l	m	i	z	h	j	m	g	e
e	b	t	g	a	a	n	i	m	a	l	s	k	a	o	v	r	b
a	e	a	o	z	u	g	d	j	v	u	p	a	l	s	o	n	x
g	l	a	n	e	n	h	l	m	m	p	q	k	e	f	a	d	s
l	i	h	b	k	q	q	d	o	g	s	i	t	e	t	n	e	c
e	y	i	k	h	a	r	e	y	i	e	s	t	z	m	i	s	t
s	d	r	t	s	l	g	r	l	d	w	s	q	a	v	v	o	t
a	v	e	d	o	e	w	r	v	r	v	u	a	h	p	e	p	i
c	j	e	a	x	e	l	k	h	a	f	e	e	f	a	h	m	y
v	o	u	x	y	l	v	e	i	t	o	c	r	s	a	g	o	z
w	b	d	e	o	o	u	u	k	s	j	z	t	s	x	p	c	d
t	v	s	i	r	x	u	c	h	o	p	b	l	o	a	t	e	d
f	i	s	h	o	r	j	p	v	q	b	v	r	w	y	u	d	e
z	v	a	q	y	b	u	r	s	t	w	y	w	i	q	a	m	z



Lesson

three

10. What is the method of purifying a well if the following fall in?

a. Najaasah

.....
.....

b. An animal the size of a rat which dies but does not swell

.....
.....

c. The body of a bloated or decomposed animal

.....
.....

d. An animal the size of a cat or pigeon which does not bloat or decompose

.....
.....

11. Fill in the missing words.

a. If the animal is not or
at the time it was discovered, all those who made wudhu
with the water will have to repeat their salaah of
..... hours.

b. If the animal has bloated or open,
then the salaah of the past hours has
to be repeated.



- c. When the required amount of water has been removed the , and rope also become taahir.

Have you understood?

- > Types of water.
- > Rulings regarding "small quantities" of water.
- > Rulings pertaining to "large quantities" of water.
 - > Rules pertaining to wells.
 - > Method of purifying the well.

Lesson two: Rules of water Section "B"

1. Why do you think it is important to know whether water is pure or impure?

.....

.....

.....

2. Imagine that you had a bucket of water that you used for wudhu.

- a. If a pigeon drinks from that water, could you still use it for wudhu? Why?

.....

.....

.....

.....



Lesson

- b. One day a dog drinks from that water. There is no trace of impurities in the water; in fact, the water is still crystal clear. Would that water be permissible to use for your wudhu? Give a reason for your answer.

.....

.....

.....

.....

.....

.....

3. Aadila and her brother Hamzah have a small bucket of water that they keep outside. This morning a rat fell inside the water and died. Mum told them that this water is now impure. Aadila and Hamzah are confused. Last week, when a bee fell into the water, daddy said that the water was pure. Help them to understand why the water was impure at the one time, but pure at the other time.

.....

.....

.....

.....


.....

.....

.....

.....

.....



Lesson 3: Rules pertaining to wells section "C"

1. Imagine that you were living in a far off town with no running water from your taps. You now get water by drawing it from a well nearby. Look at the following scenarios and then answer the questions:

a. One day an animal falls into the well and dies. After a while its body decomposes or bursts. How will you purify this water?

.....

.....

.....

.....

.....

.....

.....

.....

b. Your neighbour's cat falls into the water and dies, but its body does not swell or burst. How would you purify this water?

.....

.....

.....

.....

.....



Lesson

- c. A dead dog fell into the well. It died a couple of days ago and its body was decomposed. How would you purify this water?

.....

.....

.....

.....

- d. A dead pigeon fell into the well. How would you purify this water?

.....

.....

.....

.....

- e. A rat falls into the well and dies but its body does not swell or burst. How would you purify this water?

.....

.....

.....

.....

- f. A dead rat fell into the well. How would you purify this water?

.....

.....

.....



2. A dead cat fell into a well. Now the people are all having an argument. The first man says that in order for the water of the well to be pure, all the water must be removed. The second man says that only forty buckets of water should be removed. The third man says that they should remove sixty buckets of water. Which of these do you agree with? Why?

.....

.....

.....

.....

3. The local townspeople are having a problem. While drawing water they found a dead animal inside the well. They did not know that it was there and they have no idea when the animal fell inside. The problem is that they have all purified themselves with water that is impure.

- a. They notice that the animal has not bloated or decomposed. How many hours of salaah do they now have to repeat?

.....

- b. They notice that the animal has bloated and burst open. How many hours of salaah should they repeat in this case?

.....

.....



Salaah

**"Be constant in Salaah, for certainly Salaah restrains man from shameful and evil deeds."
(29:45)**

Muslims are commanded to perform salaah five times daily. Salaah is the most important act of worship in Islaam. A person who intentionally misses one salaah is like one who has lost all his family, wealth and property in this world. The purpose of salaah is to declare our insignificance before Allaah ﷻ and to create an awareness of His presence. It also gives us the ability and strength to shun deeds that are immoral and evil.

Virtue of Salaah

Nabee ﷺ once asked: "Tell me, if there was a river flowing in front of the door of your home wherein you bath five times daily, will any dirt would remain on you,?" The Sahaaba ﷺ replied, "No dirt would remain on us." Nabee ﷺ said: "That is the example of the five prayers: Allaah ﷻ removes sins through them."
(Bukhaaree, Muslim)

As humans we continue to commit sins in our day to day living. These sins dirty our hearts and minds and cause us to be neglectful and heedless of Allaah ﷻ. Allaah ﷻ through His


Keywords

sahaabah | kufr

Mercy has blessed us with salaah which is a unique way of purifying ourselves from the grime of sin. The five salaahs are like a flowing river with pure water that removes the pollution of sin.

Neglect of Salaah

"The distinguishing factor between us (Muslims) and them (non-Muslims) is Salaah. He who does not perform Salaah has committed an act of Kufr (disbelief)." Ahmad.





Every religion has certain practices which distinguishes itself from other religions. Salaah is a unique act of worship that distinguishes a Muslim from people of other faiths. A Muslim who foregoes his salaah removes the distinguishing mark that separates Believers from non Believers.

Allaah ﷻ has favoured this Ummah by allowing them to communicate directly with Him through salaah. It is a means of fulfilling our needs, securing His protection and taking from the treasures of Allaah ﷻ. The position of salaah in Islaam is like the position of the head in the body. The head in the body contains organs which allow us to speak, hear, smell, see and think. The function of the entire body is dependent on the head. Likewise, the rest of the deen of a person depends upon his salaah. If a person does not read salaah, he loses the ability to behave and act like a Muslim.



Keywords

ummah | deen



Worksheet

Section "A"

1. Mention the virtues of observing salaah and the warning for neglecting it (three of each).

.....

.....

.....

.....

.....

.....

.....

.....

.....

.....

.....

.....

.....

.....

.....

.....

.....

.....

.....

Have you understood?

- > Virtues of salaah.
- > Warnings for neglecting salaah.
- > Are you performing your salaah?



Section "B"

1. Imagine that you were to explain salaah to a friend. Using the example of the river, from the text above, explain the significance of salaah to them.

.....

.....

.....

.....

.....

.....

.....

2. Unscramble the following words. Use the clues provided to help you:

a. idaly (clue: how often we should perform salaah)

.....

b. alasha (clue: the most important act of worship in Islaam)

.....

c. rtdiy (clue: what sins do to our hearts and minds)

.....

d. eeastursr fo Ahlaal (clue: salaah can help us take from this)

.....



3. Describe what you would feel if you were to lose all your family. Now imagine that intentionally missing your salaah is like losing your family. Now do you think that you would want to abandon salaah?

.....

.....

.....

.....

4. Person A performs his salaah but person B doesn't. Instead person B uses his time to do other good. Using your understanding of salaah, which person is more distinguished as a Muslim?

.....

5. How can we communicate with Allaah ﷻ?

.....

6. Just like the head is important to the body, so too is salaah important to our deen. Using your own words, explain this statement.

.....

.....

.....

.....

.....

.....



Times of Salaah

Verily, Salaah for all believers is a compulsory duty at fixed times. (4:103)

Every act of ibaadah (worship) has to be discharged according to the specific rules prescribed for it. The fardh fasts have to be performed during the month of Ramadhaan, Hajj has to be performed during the prescribed days of Hajj, likewise salaah has to be performed at fixed times. Jibraa'eel (عليه السلام) came down to teach Nabee (ﷺ) the exact times of Salaah. Nabee (ﷺ) has said: "The deed most beloved to Allaah (ﷻ) is Salaah performed at its fixed time." (Bukhaaree, Muslim)

The times for the five daily Salaah are as follows:

Fajr

The time for Fajr Salaah commences from true dawn (subh saadiq) and ends at sun rise.

True Dawn is approximately one and a half hours before sunrise. It begins with the appearance of a horizontal whitish glow along the eastern horizon.

Sun rise is when the uppermost dial of the sun appears above the horizon.

Zhuhr

The time for Zhuhr Salaah commences after zawaal (midday) and ends when the shadow of an object becomes twice its length, excluding the shadow that appears at the time of zawaal.

Keywords

ibaadah | fardh | subh saadiq | zawaal

Asar

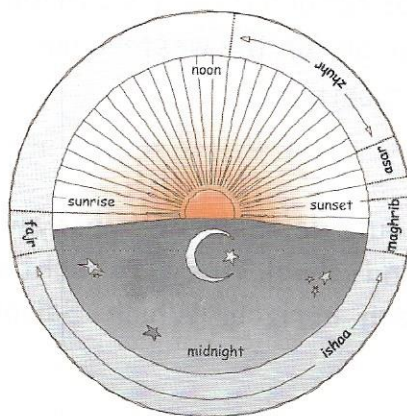
The time of Asar Salaah commences when Zhuhr ends (when the shadow of an object becomes twice its length, excluding the shadow at the time of zawaal) and ends at sunset. However it is makrooh to perform Asar Salaah when the rays of the sun become weak and yellowish.

Maghrib

The time of Maghrib Salaah commences immediately after sunset and ends when the white glow of twilight on the western horizon disappears. (**Sunset:** When the upper dial of the sun is no longer visible on the horizon)

Ishaa

The time of Ishaa Salaah commences when the time for Maghrib ends (after the white glow of twilight disappears) and lasts until the appearance of true dawn.





Worksheet

1. Who taught Nabee ﷺ the exact times of salaah?
.....
2. Complete the following: Nabee ﷺ said that:
"The..... most beloved to is
..... performed at its times."
3. Using your understanding of the times of salaah, answer the questions below:
 - a. It is bright and sunny outside and midday has passed. Safiyyah wants to perform her Zhuhr Salaah, but she does not know if the time has already passed. Can she Perform Zhuhr Salaah? At which time does Zhuhr Salaah end?
.....
 - b. The sun has set and it is dark outside. There is a white glow of twilight on the western horizon. Which Salaah should Maryam perform?
.....
 - c. It is dark outside. Soon everybody will start waking up for work and school. There is a slight whitish glow along the eastern horizon. Which Salaah should Ahmad perform?
.....



- d. Zainab is sitting in the car. She notices that the shadow of the car in front is two times bigger than the car itself. She stops to perform salaah. Which Salaah will she perform?

.....

.....

- e. It is nighttime. The white glow of twilight on the western horizon has gone and the sky is dark. Which Salaah should be performed at this time?

.....

.....

4. When does Isha Salaah end?

.....

.....

.....

.....

.....

.....

5. When is it makrooh to perform Asar Salaah?

.....

.....

.....

.....

.....



Lesson

6. Find the following words in the word search below: (they can be found backward, forward, diagonally and vertically up or down).

fajr

subh saadiq

zhuhr

zawaal

maghrib

twilight

salaah

sunset

glow

shadow

western

hour

rules

five

dial

moon

dawn

sunrise

asar

ishaa

horizon

eastern


duty

day

ray



n	s	a	l	a	a	h	d	u	t	y	t	m	z	j
r	u	y	g	r	u	e	s	l	w	o	h	x		
e	n	a	b	r	l	y	a	d	a	n	i	o	u	p
t	r	u	o	h	m	o	u	a	s	r	l	n	h	i
s	i	i	d	u	s	l	w	s	l	e	i	o	r	s
e	s	h	a	a	f	a	j	r	o	t	g	z	z	h
w	e	m	w	l	z	i	a	v	e	s	h	i	r	a
t	e	s	n	u	s	d	s	d	v	a	t	r	a	a
s	a	l	w	o	d	a	h	s	i	e	e	o	s	w
a	m	a	g	h	r	i	b	a	f	q	h	h	a	l





Forbidden Times of Salaah

Nabee ﷺ said: "When the (upper) dial of the sun appears (on the horizon), abstain from Salaah until it appears in full, and when the (upper) dial of the sun is not visible on the horizon, abstain from Salaah until the sun sets."
(Bukharee, Muslim)

There are three specific times when it is not permissible to perform any salaah. When the sun rises, when it is at its zenith (midday), and when it sets. Sun worshippers normally prostrate to the sun during these times. We are prohibited from imitating people of other faiths and therefore do not perform salaah during these times. Shaytaan also stands in such a manner that the sun rises and sets between his horns, giving the false impression that he is the lord of the sun. We abstain from salaah during these times to show our complete hatred for satanic worship.

1. The three prohibited times are:

Sunrise: From the time the upper dial of the sun becomes visible above the horizon.

Zawaal: At midday when the sun is at its highest point.

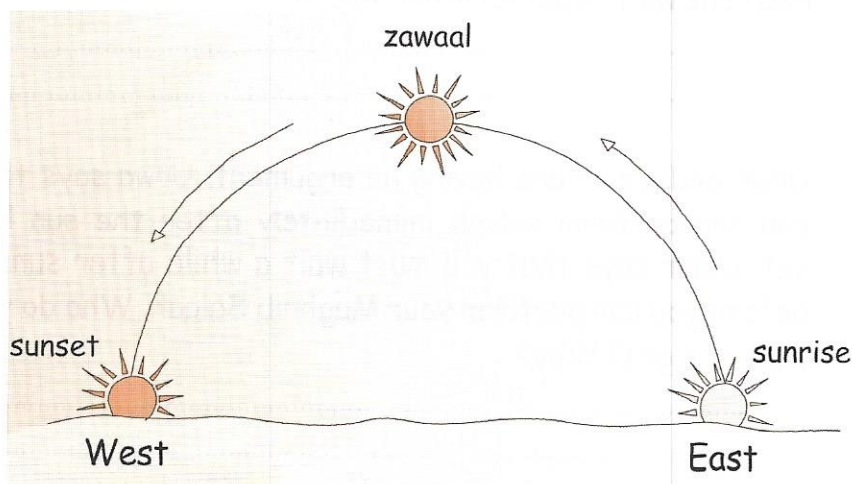
Sunset: When the upper dial of the sun is no longer visible on the horizon until the sun sets.

Keywords

zawaal | makrooh | salaatul janaazah | sajdah tilaawah



2. Salaah could be performed approximately fifteen minutes after sunrise, five minutes after midday and immediately after the sun sets.
3. It is also makrooh (undesirable) to perform Salaatul Janaazah, or to make Sajdah Tilaawah during these times.





Worksheet

1. Mention the three prohibited times of performing salaah.
.....
.....
.....
.....
.....
2. Zainab wants to perform Zhuhr Salaah but the sun is at its highest point and this is a prohibited time. How long must she wait to perform her salaah?
.....
.....
3. Urwa and Uzair are having an argument. Urwa says that you can perform salaah immediately after the sun has set. Uzair says that you must wait a while after sunset before you can perform your Maghrib Salaah. Who do you think is right? Why?
.....
.....
.....
.....
4. Muhammad is reading Quraan. The time is 6:30. Now he needs to make a sajdah tilaawah. He checks the calendar and sees that sunset is at 6:29. The calendar states that



Maghrib is at 6:32. Should he make sajdah tilaawah or not?
Give a reason for your answer.

.....

.....

.....

.....

5. Faheema finished her Fajr Salaah and then sat down to read Quraan. Now she wants to perform some additional nafl salaah. The calendar states that Fajr begins at 4:40 and that sunrise begins at 6:00. The time is now 6:01. Can she perform her nafl salaah now? If not, then how long should she wait?

.....

.....

.....

6. We are prohibited from performing salaah while the sun is rising, while the sun is setting and when the sun is at its peak. Mention two reasons for this prohibition.

.....

.....

.....

.....

.....

.....



Lesson

Athaan

"He who calls out Athaan for seven years with the sole intention of earning reward, will be granted freedom from the fire of Jahannam. (Tirmizee, Aboo Dawood)"

The athaan is a special method of inviting people towards salaah. During the early days in Madeenah, when Muslims were deciding on a method to call towards salaah, a companion of Nabee ﷺ was shown the method of athaan in his dream.

Christians use a bell to invite people to the church while the Jews use a horn to invite people to the synagogue. In Islaam the Muathin calls out certain specific phrases to invite Muslims towards salaah.

The Muathin

A person who calls out the athaan is called a Muathin.

Nabee ﷺ said: "The Muathins will have the most outstanding rank on the day of Qiyaamah." (Muslim)

A Muathin has been blessed with the honour of proclaiming the greatness of Allaah ﷻ and inviting people to the most important act of worship five times daily. He must therefore be treated with respect and dignity. Every creation that hears the call of the Muathin will bear testimony in his favour

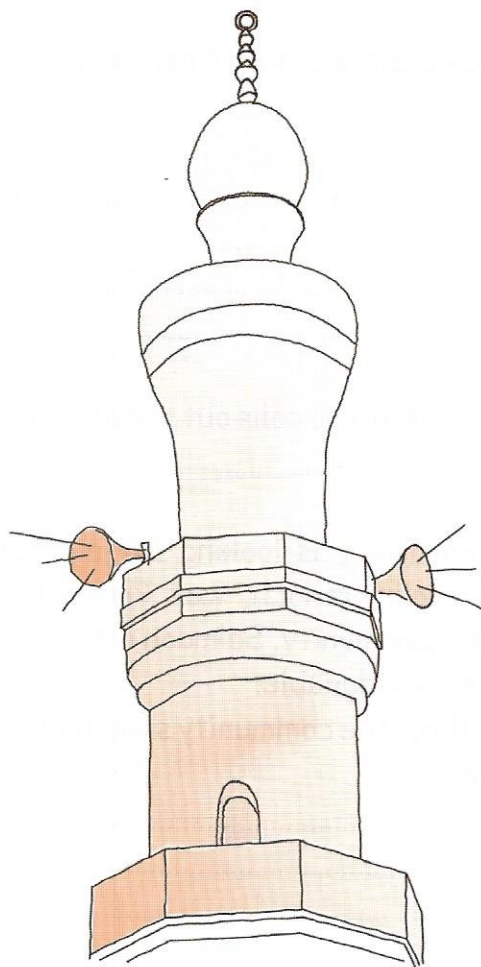


Keywords

muathin | qiyaamah

on the Day of Qiyaamah.

The Muathin must be a pious and righteous individual who is acquainted with the proper times of salaah and the laws regarding athaan.





Worksheet

1. What is the purpose of the athaan?

.....

.....

.....

2. When and how did the athaan first come about?

.....

.....

.....

.....

.....

.....

3. What is the person who calls out the athaan called?

.....

4. The local community is looking for a Muathin for their new masjid. Salim is rich, well known by all, and very popular in the community. Salmaan is not so popular but he is pious and knowledgeable.

Who do you think the community should choose as their new Muathin?

.....

.....

.....

.....



5. Imagine that someone told you that the job of the Muathin is demeaning and that they wouldn't want that duty. Using your knowledge of the athaan and the Muathin, How would you respond to them?

.....

.....

.....

.....

.....

.....

.....

.....

.....

.....

6. Complete the following sentences by filling in the blanks:

- a. "He who calls out for years with the sole intention of earning, will be granted freedom from the of" (Tirmizee, Abou Dawood)
- b. Nabee ﷺ said: "The will have the most on the day of (Muslim)"



Significance of the Athaan

Nabee ﷺ said, "When Shaytaan hears the call for Salaah, he flees until he reaches Rauhaa."
(Muslim)

(Rauhaa was a village approximately fifty eight kilometres away from Madeenah)

The athaan declares the greatness and oneness of Allaah ﷻ. It affirms the prophethood of Nabee ﷺ; it invites people to connect with their Creator and acquire eternal success through salaah. The words of athaan invite man to the obedience of his Creator, which angers Shaytaan forcing him to flee from the place where the call is made. People who do not respond to the athaan make Shaytaan very happy.

Rules of Giving Athaan

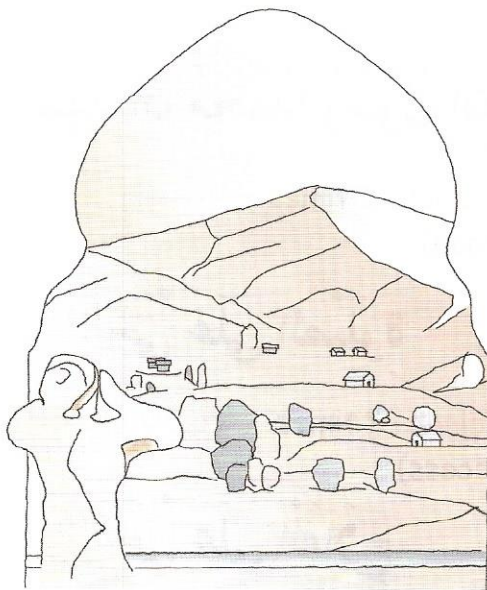
1. The athaan should be called out in a loud voice, with a pause between each phrase.
2. The athaan should be called out from outside the masjid boundaries.
3. It is sunnah to be in the state of wudhu when calling out athaan, although it is permissible to call out the athaan without wudhu.



Keywords

muathin | wudhu | qiblah | jummuah salaah

4. The Muathin must face qiblah when calling out the athaan.
5. He should insert his index fingers in the opening of his ears when calling out the athaan.
6. He should turn his face towards the right without turning his chest away from the qiblah whilst reciting "Hayya Alas Salaah". He should likewise turn his face towards the left, without turning his chest away from the qiblah when saying "Hayya Alal falah".
7. It is sunnatul muakkadah to call out athaan for the five daily salaah and the Jummuah Salaah.



The Words of the Athaan

1. **Allaahu Akbar** - 4 times
(Allaah is the greatest)

اَللّٰهُ اَكْبَرُ اَللّٰهُ اَكْبَرُ

2. **Ash hadu allaa ilaaha illallaah** - 2 times
(I bear witness that there is none worthy of worship but Allaah.)

اَشْهَدُ اَنْ لَا اِلٰهَ اِلَّا اَللّٰهُ

3. **Ash hadu anna Muhammadar Rasoolullaah** - 2 times
(I bear witness that Muhammad is the messenger of Allaah)

اَشْهَدُ اَنَّ مُحَمَّدًا رَّسُوْلُ اَللّٰهِ

4. **Hayya alas Salaah** - 2 times
(Come to salaah)

حَيَّ عَلَى الصَّلَاةِ

5. **Hayya alal Falaah** - 2 times
(Come to success)

حَيَّ عَلَى الْفَلَاحِ

Keywords

salawaat | waseelah

The following words are added during athaan of Fajr only:

Assalaatu Khairum minan noum - 2 times

(Salaah is better than sleep)

الصَّلَاةُ خَيْرٌ مِنَ النَّوْمِ

6. **Allaahu Akbar** - 2 times

(Allaah is the greatest)

اللَّهُ أَكْبَرُ اللَّهُ أَكْبَرُ

7. **Laa ilaaha illallaah** - 1time

(There is none worthy of worship but Allaah)

لَا إِلَهَ إِلَّا اللَّهُ

Virtue of Replying to the Athaan

Nabee ﷺ said, "When you hear the Muathin, repeat the words he utters. Thereafter, send salutations (Salawaat) upon me, for he who sends salutations once upon me Allaah ﷻ would send ten blessings upon such a person. Thereafter ask Allaah ﷻ to grant me the Waseelah, it is a position in Jannah, which would be granted to only one slave from among the slaves of Allaah ﷻ. I hope that I be that (one) slave. He who asks that I be conferred with the Waseelah, will qualify for my intercession. (Muslim)



Lesson

8

Reply to the Athaan

1. It is mustahab for those who hear the athaan to repeat the phrases recited by the Muathin.
2. After the Muathin says:
Hayya Alas Salaah and
Hayya Alal Falaah,
the listeners should say:
Laa Haula walaa Quwwata illaa billaah
(There is no might nor power except with Allaah).
3. After the Muathin says
Assalaatu Khayrum minan naum,
in the Fajr athaan,
the listeners should say:
Sadaqta wa barirta
(You have spoken the truth and acted with devotion).

Makroohaat of Athaan

1. To call out the athaan in a singing tone
2. To call out the athaan in a sitting posture.
3. For women to call out the athaan.
4. To call out the athaan in a state of Hadathul Akbar.



Worksheet

1. List three points which show the importance and significance of athaan?

.....

.....

.....

.....

.....

2. Determine whether the following are true or false. If false, include the correct answer:

a. The athaan should be called out in a soft voice.

.....

.....

.....

b. The athaan should be called from within the masjid boundaries.

.....

.....

.....

c. The muathin must face the qiblah when calling out the athaan.

.....

.....

.....



- d. It is impermissible to call out the athaan without wudhu.

.....

.....

.....

- e. The muathin must place his index fingers in his ears while calling out athaan.

.....

.....

.....

3. Imagine that you were asked to call out the athaan. Would you know what to call? Write down the words of the athaan below.

.....

.....

.....

.....

.....

.....

.....

.....

.....

.....

.....



4. Imagine that your friends were talking while the athaan was being called:
- Explain to them what they should be doing instead.
 - Tell them what they should say when the muathin says "Hayya alas salaah and Hayya alal falaah".
5. There are 4 makroohaat of athaan. Find them and circle them in the list below:
- Calling out the athaan without wudhu.
 - Calling out the athaan in a singing tone.
 - Calling out the athaan when one is tired and sleepy.
 - Calling out the athaan in a state of Hadathul Akbar.
 - Calling out the athaan too loudly.
 - For women to call out the athaan.
 - Calling out the athaan in a sitting posture.

الله اكبر الله اكبر الله اكبر الله اكبر

اشهد ان لا اله الا الله اشهد ان لا اله الا الله

اشهد ان محمداً رسول الله اشهد ان محمداً رسول الله

حي على الصلاة حي على الصلاة

حي على الفلاح حي على الفلاح

الله اكبر الله اكبر

لا اله الا الله



Iqaamah

"When you call out Athaan, do it at a slow pace and when you make Iqaamah, do it at a quick pace, and give sufficient time between your Athaan and Iqaamah so that one who is eating is able to complete his meal... (Tirmizee)"

Whilst athaan is a call towards salaah, iqaamah is a call made inside the masjid that announces the beginning of salaah with jamaah (congregation). It is preferable to give sufficient time between the athaan and the iqaamah of salaah, so that people have enough time to prepare for the congregational salaah.

The Rules of Iqaamah

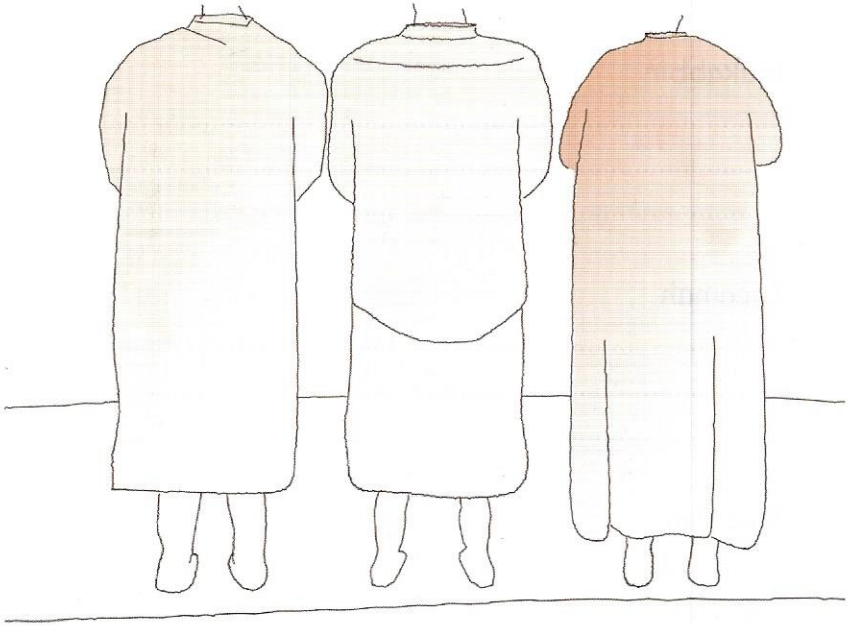
1. It is preferable that the person who calls out the athaan, calls out iqaamah. The person who calls out the iqaamah is called a Mukabbir.
2. The words of iqaamah are the same as the words of athaan except that after Hayya Alal Falaah, the phrase Qad qaamatis Salaah should be added twice.
3. Unlike athaan, the iqaamah is given at a quicker pace with a very brief pause between the phrases.
4. The iqaamah is made in a softer tone as compared to the athaan.



Keywords

jamaah | mukabbir

5. When making iqaamah, the fingers are not inserted in the opening of the ears.





Lesson

Worksheet

1. Give the definition for the following words:

a. Athaan

.....
.....
.....

b. Mukabbir

.....
.....
.....

c. Iqaamah

.....
.....
.....

d. Muathin

.....
.....
.....

2. Should there be a pause between the athaan and iqaamah?
Why?

.....
.....
.....



3. Below are the words for the athaan and iqaamah. Can you tell which is which? Write the answer in the space Provided:

Allahu Akbar, Allahu Akbar Allahu Akbar, Allahu Akbar Ash hadu allaa ilaaha illallaah, Ash hadu allaa ilaaha illallaah,	Allahu Akbar, Allahu Akbar Allahu Akbar, Allahu Akbar Ash hadu allaa ilaaha illallaah Ash hadu allaa ilaaha illallaah
Ash hadu anna Muhammadar Rasoolullah, Ash hadu anna Muhammadar Rasoolullah,	Ash hadu anna Muhammadar Rasoolullah Ash hadu anna Muhammadar Rasoolullah
Hayya alas Salaah, Hayya alas Salaah,	Hayya alas Salaah Hayya alas Salaah
Hayya alal Falaah, Hayya alal Falaah,	Hayya alal Falaah Hayya alal Falaah
Qad qaamatis salaah, Qad qaamatis salaah	Allahu Akbar, Allahu Akbar Laa ilaaha illallaah
Allahu Akbar, Allahu Akbar Laa ilaaha illallaah	
These are the words for the	These are the words for the



Lesson

4. There are some differences between the athaan and iqamah. Look at the points below. Place each statement into whichever column it belongs. The first two have been done for you.

Description

- a. Called inside the masjid.
 - > Called from outside the masjid boundary.
- b. Given at a slow pace.
 - > Given at a quicker pace.
- c. Called in a softer tone.
 - > Called in a louder voice.
- d. Fingers are inserted in ear.
 - > Fingers are not inserted in ear.
- e. Call towards salaah.
 - > Call towards the beginning of salaah with jamaah.
- f. The words qad qaamatis salaah are included.
 - > The words qad qaamatis salaah are excluded.



Column 1	Column 2
Athaan	Iqaamah
a. Called from outside the masjid boundary.	> Called inside the masjid.
b.
c.
d.
e.
f.



Conditions for the Validity of Salaah

"O Children of Aadam, beautify yourselves at every place of prayer..." (7:31)

When we perform salaah, we stand before the King of all kings. In this world when we have an appointment with an important person there are certain procedures and set of rules we have to obey before meeting him. Likewise we have to adhere to a set of rules when we stand before the King of all kings. If we do not comply with these conditions, our salaah will not be valid. The Quraan specifically instructs us to be conscious of our body, clothes and place of prayer at the time of performing salaah.

There are Seven Conditions for the Validity of Salaah

1. Tahaarah of the body.
2. Tahaarah of the clothes.
3. Tahaarah of the place.
4. Covering of the awrah.
5. Facing the qiblah.
6. Time.
7. Niyyah.

1. Tahaarah of the Body

- a. The musallee should not be in the state of hadathul Akbar (a bodily state of major najaasah wherein one is in need of waajib ghusl).

Keywords

tahaarah | musallee | hadathul akbar | hadathul asghar



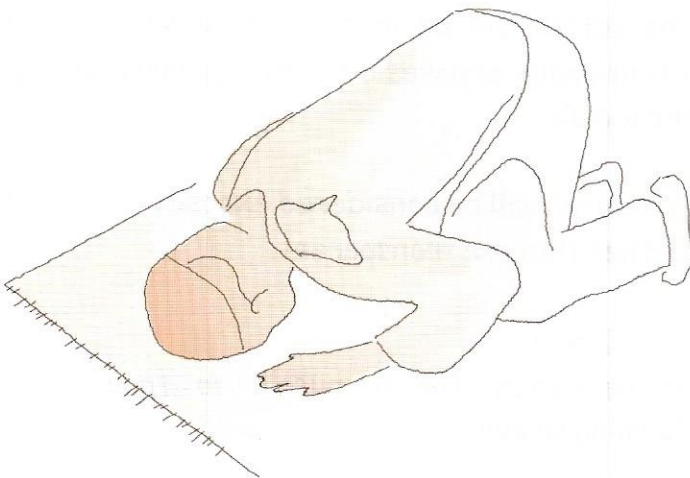
- b. The musallee should not be in the state of hadathul asghar (a bodily state of minor najaasah wherein one is in need of wudhu).
- c. There should be no najaasah haqeeqi (physical najaasah) on the body. eg. blood, urine, stool.

2. Tahaarah of the Clothes

- a. There should be no najaasah haqeeqi on the clothes.

3. Tahaarah of the Place

- a. The spot where salaah is performed must be free from all impurities.





Lesson

4. Covering of the Awrah

Awrah is that part of the human body which must be covered.

a. Awrah of males

- i. It is fardh for a male to cover his body from the navel to the knees.

b. Awrah of females

- i. It is fardh for a female to cover her entire body, besides the hands, feet and face.
- c. During salaah if a quarter of any limb of the awrah accidentally remains exposed for the time it takes to recite "Subhaanallaah" three times the salaah will be invalid.
- d. The salaah will be invalid immediately if a musallee intentionally exposes a quarter or more of any limb of the awrah.
- e. The awrah will be considered exposed if a person wears clothes that are transparent.

Facing the Qiblah

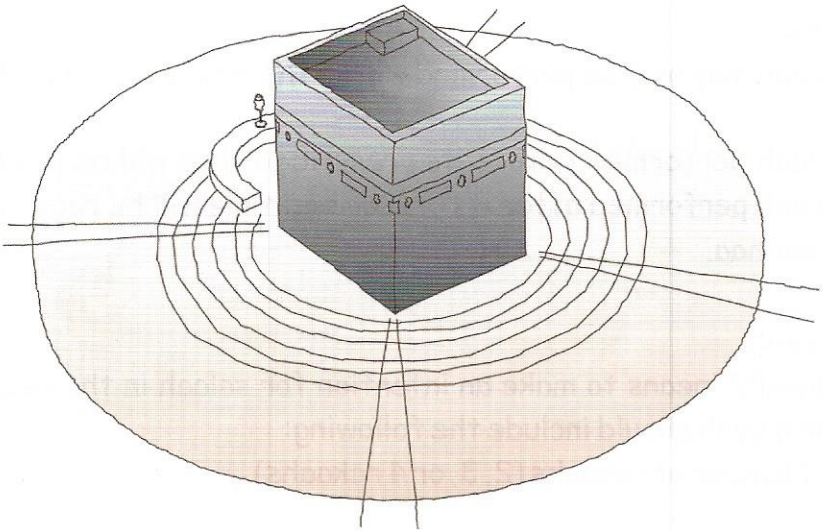
- a. It is necessary for a musalli to face qiblah when performing salaah.

Keywords

awrah | qiblah



- b. The qiblah is the direction in which the Kaabah is located in the city of Makkah.



- c. The direction of qiblah from South Africa is north north east.
- d. If a person is in such a place where he does not know the direction of the qiblah, he must:
- enquire from the people of the locality;
 - if this is not possible, use his own judgment to determine the direction of the qiblah.
- e. If a person is unable to face the qiblah owing to sickness, then:
- he should be assisted to face the qiblah



Lesson

- ii. If this is not possible because of extreme pain or discomfort, he may perform salaah in any direction.

Time

Salaah may only be performed within the time prescribed for it.

Salaah performed before its prescribed time will be invalid.

Salaah performed after its prescribed time will be regarded as qadhaa.

Niyyah

"Niyyah" means to make an intention for salaah in the heart.

The niyyah should include the following:

- Number of rakaahs (2, 3, or 4 rakaahs).
- Type of salaah (fardh, waajib, sunnah).
- Time (Fajr, Zhuhr).
- Qadhaa (If one is performing it after its time).
Example: "O Allaah I am performing two rakaah, fardh of Fajr.

Takbeerut tahreema should be made immediately after performing the niyyah.

Keywords

niyyah



Worksheet

1. There are certain conditions that we need to follow in order for our salaah to be valid. Using the text as your guide, explain the importance and significance of these conditions.

.....

.....

.....

.....

2. There are 7 conditions for the validity of salaah. They are hidden in the word search below. Can you find them all? When you have completed, use the unused letters to make up a sentence.

c	o	v	e	r	i	n	g	o	f	t	h	e	a	u	r	a	h	l	o
v	t	a	h	a	a	r	a	h	o	f	t	h	e	b	o	d	y	e	s
a	i	l	f	a	c	i	n	g	t	h	e	q	i	b	l	a	h	a	a
h	m	a	n	d	l	o	v	e	i	s	l	a	a	n	i	y	y	a	h
m	e	t	a	h	a	a	r	a	h	o	f	t	h	e	p	l	a	c	e
t	a	h	a	a	r	a	h	o	f	t	h	e	c	l	o	t	h	e	s

Write unused letters here:

.....

Re-arrange to make up a sentence:

.....



Lesson

3. What is the definition of 'qiblah'?

.....

.....

.....

4. Is it necessary to face the qiblah when performing salaah?

.....

5. What is the definition of qadhaa?

.....

.....

6. What is the definition of niyyah?

.....

.....

.....

7. List the 4 points that must be included in the niyyah.

.....


.....

.....

.....

8. Aneesa was performing salaah when her scarf fell off. For a long time, her hair remained exposed. Will her salaah be valid?

.....



9. If one were to wear transparent clothing, would that be considered as exposing the awrah?

.....

10. What is the direction of qiblah from South Africa?

.....

11. Consider this scenario: Yusuf is in a strange town and he does not know the direction of qiblah.

a. If there are many people around him, what should he do to determine the direction of qiblah?

.....

.....

b. If he is all alone and there is nobody nearby, what should he do to determine the direction of qiblah?

.....

.....

12. Zaheera's grandmother is very sick. She wants to perform her salaah but, even though others have helped her, it is too difficult for her to properly face qiblah. In this case, would it be permissible for her to perform salaah in any direction?

.....

.....

.....



Fardh Acts in Salaah

**"O you who believe, make Rukoo (bow) and Sujood (prostrate) and worship your Rabb, and do good deeds so that you may be successful".
(22:77)**

There are certain acts in salaah without which the salaah will be invalid. These are called the faraa'idh of salaah. A person who performs salaah without fulfilling the faraa'idh is like a person who wants to drive a car which has no engine. Our salaah is incomplete even if one fardh is omitted. Therefore Allaah ﷻ specifically instructs the Believers to be conscious of their rukoo and sujood, which are among the faraa'idh of salaah.

There are Six Fardh acts in Salaah

1. Takbeer tahreema.
2. Qiyaam.
3. Qiraat.
4. Rukoo.
5. Sajdah.
6. Qadah akheerah.

Takbeer Tahreema

- a. Takbeerut tahreema is to say 'Allaahu Akbar' immediately after making niyyah.



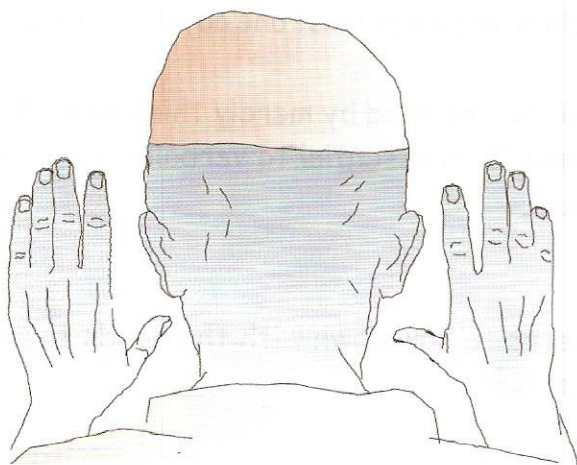
Keywords

faraaidh | rukoo | sujood | takbeerut tahreema

- b. To say 'Allaahu Akbar' is fardh - If a person lifts his hands without saying 'Allaahu Akbar', his salaah will be invalid. Takbeerut tahreema should be made in a standing position.

It is necessary that one says the takbeerut tahreema in a manner that he hears himself saying it. It would not be sufficient if it is said merely in the mind.

- c. After saying Allaahu Akbar, all actions that are permissible outside salaah like eating and talking becomes haraam.
- d. Takbeerut tahreema is the takbeer that makes acts that are normally permissible out of salaah haraam, whilst in salaah.





Lesson

Qiyaam

- a. Qiyaam means to stand while performing salaah.
- b. Qiyaam is compulsory in fardh and waajib salaah.
- c. Qiyaam is not fardh in nafl and sunnah salaah. However, if nafl salaah is performed in a sitting posture without any valid reason, only half the reward of a normal salaah is gained.
- d. It is permissible to sit and perform the fardh and waajib salaah if one has a valid excuse.

Qiraat

- a. Qiraat means to recite the Quraan in salaah.
- b. It is fardh to recite at least one aayah of the Quraan.
- c. Salaah will not be valid by merely thinking of the words of the Quraan. It is essential to verbally read the words of the Quraan.

Rukoo

- a. Rukoo means to bow down with the hands firmly grasping the knees.



Keywords

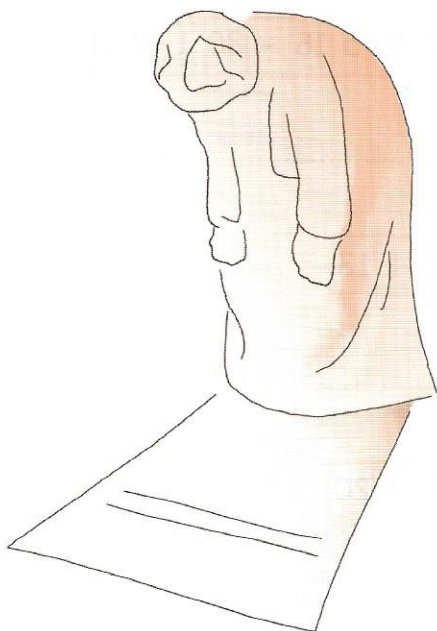
qiyaam | qiraat | rukoo | sajdah | qadah akheera

Sajdah

- a. Sajdah means to prostrate by placing one's forehead on the ground.
- b. Two sujood are fardh in each rakaah.
- c. It is necessary to place the nose and both feet firmly on the ground when performing sajdah.

Qadah Akheera

- a. Qadah akheerah is the final sitting posture in salaah for the duration of tashahhud.



**Questions:**

1. A fardh act is:
 - a. something that can be left out.
 - b. something that must be left out.
 - c. something that cannot be left out.
2. Use the code to find out the six Fardh acts of salaah.

a	b	c	d	e	f	g	h	i	j	k	l	m
1	2	3	4	5	6	7	8	9	10	11	12	13
n	o	p	q	r	s	t	u	v	w	x	y	z
14	15	16	17	18	19	20	21	22	23	24	25	26

a.

20	1	11	2	5	5	18	-	20	1	8	18	5	5	13	1
----	---	----	---	---	---	----	---	----	---	---	----	---	---	----	---

.....

b.

17	9	25	1	1	13
----	---	----	---	---	----

.....

c.

17	9	18	1	1	20
----	---	----	---	---	----

.....



d.

19	1	10	4	1	8
----	---	----	---	---	---

.....

e.

18	21	11	15	15
----	----	----	----	----

.....

f.

17	1	4	1	8	-	1	11	8	5	5	18	1	8
----	---	---	---	---	---	---	----	---	---	---	----	---	---

.....

3. Match the meanings with the correct act of salaah.
Read Carefully

a. To say 'Allaahu Akbar' immediately after making niyyah.

.....
.....
.....

b. To stand while performing salaah.

.....
.....
.....



Lesson

c. To recite the Quraan in salaah.

.....

.....

d. To bow down with the hands firmly grasping the knees.

.....

.....

e. To prostrate, placing ones forehead on the ground.

.....

.....

f. The final sitting posture in salaah, long enough to recite the tashahhud.

.....

.....

4. What fardh act of salaah do the definitions below describe.

Read Carefully.

a. Made in a standing position.

Said in a manner where he is able to hear himself.

Once it is said, you cannot eat or drink.

.....

.....

.....

.....



- b. Compulsory in fardh and waajib salaah.

Not compulsory in nafl salaah, but only half the reward is gained.

.....

.....

.....

.....

.....

- c. Has to be recited verbally.

Read at least one aayah.

.....

.....

.....

.....

.....

- d. Performed twice in each rakaah.

Nose and both feet should be placed firmly on the ground.

.....

.....

.....

.....

.....

The Waajib Acts of Salaah

Abdullah bin Qatadah رضي الله عنه says, Nabee ﷺ said: "The worst thief is one who steals in his Salaah." The companions enquired, "How can one steal in his Salaah, O Prophet of Allaah?" He replied, "When he does not perform his Rukoo and Sajdah properly." (Ahmad)

Salaah is an obligation that we owe to Allaah ﷻ. A person who does not perform salaah correctly is like a thief who withholds what is due to Allaah ﷻ. Not only are we commanded to read salaah, we also need to be conscious of the quality of our salaah. Every act in salaah has to be performed correctly and perfectly. The salaah is rendered worthless if the waajib acts of salaah are not discharged.

There are Fourteen Waajibaat in Salaah:

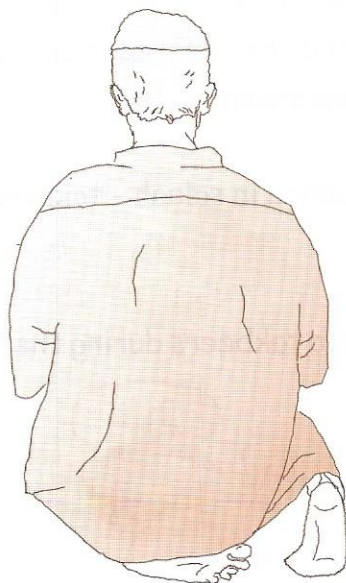
1. To recite Surah Faatihah.
2. To recite at least one long verse or three short verses after Surah Faatihah in the first two rakaahs of a fardh salaah, and in every rakaah of all other salaahs.
(Note: The muqtadee will not recite Surah Faatihah or qiraat).
3. Qowmah - To stand up straight after rukoo.

Keywords

waajibaat | rakaah | muqtadee | qowmah | rukoo | qadah.



4. Jalsah - To sit between the two sajdahs.
5. Qadatul ulaa - To sit after every two rakaahs for the duration of tashahhud.

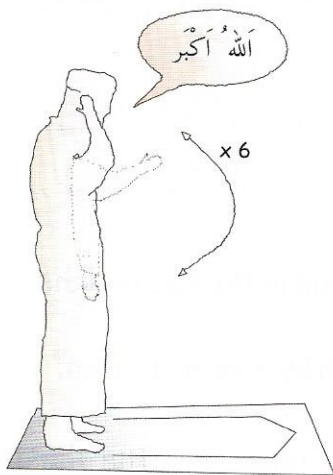


6. To recite tashahhud in the two qadahs.
7. To end the salaah by making salaam.
8. To say the extra takbeer in the third rakaah of the Witr Salaah.
9. To recite dua- ul qunoot in the Witr Salaah.

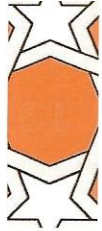


Lesson twelve

10. For the Imaam to recite the qiraat loudly in the Fajr, Maghrib and Ishaah Salaah and to recite the qiraat softly in the Zhuhr and Asar Salaah.
11. For the Imaam to recite the qiraat loudly in the Jummuah, Eed, Taraweeh and the congregational Witr Salaah during the month of Ramadhaan.
12. To maintain sequence in salaah - takbeer - qiraat - rukoo - sajdah, etc.
13. To recite six extra takbeers during the Eed Salaah.



14. Tadeel - To pause after each posture in such a manner that the body is still before moving to the next position.



Worksheet

1. What does waajib mean?

.....

.....

2. How many waajibaat acts are there in salaah?

6

14

13

3. Cross out the act that is not waajib.

a. To recite Surah Faatihah.

To read at least one short verse from the Noble Quraan after Surah Faatihah.

To stand up straight after rukoo (qowmah).

b. To sit between the two sajdahs (jalsah).

To sit after every two rakaats for a very short while where you can't read anything.

To recite tashahhud in the two qadahs.

c. To maintain a sequence in the salaah, takbeer, qiraat, rukoo, sajdah, etc.

For the Imaam to recite the qiraat loudly in the Jummuah, Eed, Taraweeh Salaah and Witr Salaah when read in congregation in the month of Ramadhaan.

For the Imaam to recite qiraat loudly in all the fardh salaah.

Sajdatus Sahw

“When one of you stands to read salaah, Shaytaan comes to him and confuses him so that he does not know how many rakaats he has performed. If one of you experiences this (kind of confusion) perform two (extra) sajdahs, while sitting (in Tashahhud).” (Bukhaaree, Muslim)

Shaytaan makes it his duty to distract people while they are performing salaah so that they become unmindful of their actions in salaah. At other times we are prone to unintentionally make errors while performing salaah. Allaah ﷻ out of His mercy has permitted us to rectify certain mistakes in salaah by making sajdatus sahw.

Sajdatus Sahw Becomes Waajib:

- a. If a waajib act is omitted in salaah forgetfully.
- b. If a waajib act is delayed in salaah forgetfully.
- c. If a fardh act is either delayed or advanced in salaah forgetfully.
- d. If a fardh act is performed more than the prescribed number of times forgetfully (eg. two rukoos or three sajdahs).



Keywords

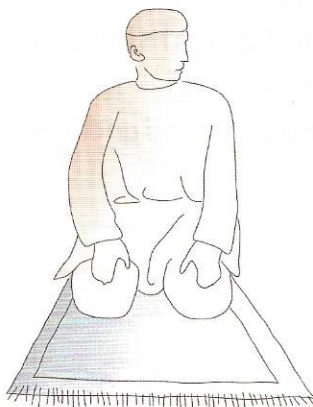
qadatul akheerah | tashahhud

- e. If the sequence of a waajib act is delayed or advanced forgetfully, (e.g. qiraat is recited before Surah Faatihah) sajdatus sahw will rectify the above errors only in cases of them being committed forgetfully. If any of the above acts are performed deliberately, the salaah will have to be performed all over again.

Method of Sadjatus Sahw

In the last sitting (qadatul akheerah) after reciting tashahhud:

- a. Make salaam to the right side only.
- b. Perform two sajdahs.
- c. Thereafter recite tashahhud, durood and duaa.
- d. Make salaam on both sides.





Lesson

thirteen

Worksheet

1. Abdullah was reading salaah and instead of making once, he made rukoo twice. Abdullah stopped his salaah and started again. When he was finished he told Ahmad what had happened. Ahmad told him that he did not need to restart his salaah; he could have made sajddatus sahw. Did Ahmad tell Abdullah the correct thing and why?

.....

.....

.....

.....

.....

.....

2. Ahmad told Abdullah the method of performing sajddatus Sahw, while he was telling him he forgot some things. Put the 4 statements in the correct order.

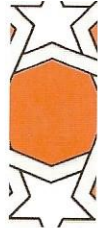
- a. Make salaam on both sides.
- b. Make salaam on the right side only.
- c. Perform 2 sajdahs.
- d. Recite tashahhud, durood and duaa.

i.

.....

ii.

.....



iii.
.....

iv.
.....

3. List 4 other times when a sajdatus sahw becomes waajib.

i.
.....
.....
.....

ii.
.....
.....
.....

iii.
.....
.....
.....

iv.
.....
.....
.....

The Sunnah Acts of Salaah

"He who loves my Sunnah has indeed loved me and he who loves me will be with me in Jannah"
(Tirmizee)

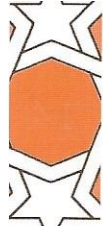
We need to discharge the obligation of salaah by performing it according to the method shown to us by Nabee ﷺ. If we perform our salaah according to the sunnah it perfects our ibaadah, it beautifies it, and increases our reward. The love that Allaah ﷻ has for us increases and we will be blessed with the company of Nabee ﷺ in Jannah.

Takbeerut Tahreema

- a. To lift the hands when saying takbeerut tahreema. A male will lift his hands up to his ears and a female up to her shoulders.
- b. To keep the fingers slightly apart when making the takbeer.
- c. To recite the takbeer without bowing the head.
- d. For the Imaam to recite the takbeer audibly.
- e. For the muqtadee to say the takbeer with the Imaam, and not before him.

Keywords

sunnah | takbeerut tahreema | qiyaam | qiraat



Qiyaam

- a. Males - To place the right hand over the left hand, below the navel. The palm of the right hand is placed over the outer part of the left hand, in such a manner that the little finger and the thumb of the right hand clasp the wrist of the left hand.
- b. Females - To place the right hand over the left hand on the chest (without clasping).
- c. Males - To keep the feet four fingers apart.
- d. Females - To keep the feet together.

Qiraat

- a. To recite thanaa in the first rakaat.
- b. To recite taawwuth in the first rakaat.
- c. To recite tasmiyah at the beginning of every rakaat before Surah Faatihah.
- d. To recite Aameen at the completion of Surah Faatihah.
- e. To recite thanaa, taawwuth, tasmeeyah and Aameen softly.

- f. To recite long surahs after Surah Faatihah in Fajr and Zhuhr.
- g. To recite surahs of medium length after Surah Faatihah in Asar and Isha.
- h. To recite short surahs after surah Faatihah in Maghrib.
- i. To recite Surah Faatihah in all rakaats.
- j. To recite a lengthy surah in the first rakaat of Fajr only.
- k. To recite Surah Faatihah in the remaining two rakaats of a four rakaat fardh salaah.

Rukoo

- a. To say the takbeer when going down for rukoo.
- b. To recite 'Subhaana Rabbiyal Azeem' three times.
- c. Males - To grasp the knees with fingers spread out.
- d. To keep the legs straight.
- e. Males - To keep the back flat.
- f. Females - To bend sufficiently till the hands reach the knees, without grasping and spreading fingers.




Keywords

rukoo | qowmah | sajdah

- g. To keep the head straight in line with the back.
- h. Males - The inner part of the arms should be away from the ribs.
- i. Females - The arms should be kept close to the body.

Qowmah

- a. To recite 'Samiallaahu liman hamidah' when coming up from rukoo.
- b. Thereafter to recite 'Rabbanaa walakal hamd' (while standing upright).



Sajdah

- a. To place the knees, then the hands, then the nose and then the forehead on the ground.



Lesson

- b. To say takbeer when going down for sajdah.
- c. To place the head between the palms.
- d. To recite 'Subhanaa Rabbiyal A'laa' three times.
- e. Males - To keep the stomach away from the thighs, the elbows away from the sides, and the forearms above the ground.
- f. Females - To keep the stomach pressed to the thighs, and elbows on the ground drawn closely to the sides.
- g. To keep the feet together.
- h. To say takbeer when coming up from sajdah.
- i. To lift the forehead first, then the nose, then the hands, and thereafter the knees.

Jalsah and Qadah

- a. Males - To sit on the left foot whilst keeping the right foot erect with the toes facing the qiblah. The hands should be placed on the thighs.
- b. Females - To sit flat on the ground with their feet protruding towards the right.

Keywords

jalsah | qadah | salaam



- c. To raise the index finger when saying, 'al laa ilaaha' and to lower it when saying 'Illallaah', when reciting tashahhud.
- d. To recite Durood Ibraaheem in the last sitting.
- e. To read a prescribed duaa after Durood Ibraaheem.

Salaam

- a. To turn the head first to the right and then to the left.
- b. The Imaam should make intention of including all the people following him, the angels and the pious jinn in his salaam.
- c. The person following the Imaam should include the Imaam, the congregation, the angels and the pious jinn in his salaam.
- d. The person performing salaah individually will include the angels in his salaam.
- e. The Imaam should say the second salaam in a softer tone than the first salaam.
- f. The salaam of the followers should be simultaneous with the salaam of the Imaam, and not before him.



Worksheet

1. A sunnah act is an act that was done by

.....

2. When Fatimah reads her salaah, she reads differently from her brother Yusuf. Yusuf tells her that she is reading wrong. Is Fatimah reading her salaah incorrectly?

.....

Is it possible that Fatimah and her brother read salaah differently?

.....

This is how Fatimah reads salaah.

- > When she says Allaahu Akbar, she lifts her hands up to her shoulders.
- > She places her left hand on her chest and her right hand gently over her left hand. Her feet are kept next to each other.
- > She recites thanna, taawwuth and tasmiyah; she reads Surah Faatihah and says Aameen.
- > When she goes down into rukoo, she says the takbeer and recites "Subhaana Rabiyaal Atheem" 3 times, bending to be able to touch the knees lightly, keeping her arms close to her body.
- > She then comes up and recites "Rabbanaa walakal hamd"
- > She goes into sajdah, places her knees, then hand, then



nose and lastly forehead on the ground. She recites Subhaana Rabiyaal A'laa 3 times; pressing her stomach towards her thighs with her elbows on the ground, close to her body. She then comes up, this time, first her forehead, the nose then hands and lastly knees. She sits flat on the ground with both feet towards the right.

> After reading tashahhud, durood and duaa, she makes salaam on both sides.

3. Yusuf tells Fatimah how he reads his salaah. List 3 things that is different for Fatimah and Yusuf when they read salaah.

i.
.....
.....
.....

ii.
.....
.....
.....

iii.
.....
.....
.....



fifteen

Mustahab Acts of Salaah

Nabee ﷺ advised Anas ؓ: "O Anas, fix your gaze on the spot where you make sajdah, (while standing)" (Baihaqi)

A mustahab act adds beauty to our ibaadah. It is a sign of our love and desire to obey Allaah ﷻ. It is a means of multiplying our reward though we will not be sinful if we forego a mustahab act.

Mustahab Acts of Salaah

- a. Males - To expose the wrists when saying the takbeer.
- b. Females - To keep the wrists covered when saying the takbeer.
- c. The musallee will fix his gaze at:
 1. The place of sajdah when standing.
 2. The feet in rukoo.
 3. The tip of the nose when in sajdah.
 4. At the thighs when seated.
 5. At the shoulders when making salaam.
- d. To suppress a cough as far as possible.
- e. To cover the mouth when yawning.

Keywords

mustahab | ibaadah | musallee



Worksheet

1. Unscramble the sentence to get the correct mustahab (an act that beautifies our salaah) act of salaah.

a. male A the expose wrist takbeer. while saying will his

.....

b. takbeer. the female A cover saying wrists while will her

.....

c. mouth when cover yawning. your

.....

d. cough. Suppress your

.....

2. Match what goes together:

While reading salaah, the musallee (the person who is reading salaah) will:

Posture	Fix their gaze at
When Standing	the tip of your nose.
In Rukoo	your shoulders.
In Sajdah	★ the feet.
When Seated	the place of sajdah.
When making Salaam	your thighs.



Makrooh Acts in Salaah

"Successful indeed are the believers who humble themselves in their prayers." (23:1,2)

A makrooh is an undesirable or disliked act which spoils the beauty of our salaah. It also decreases the reward of our ibaadah. Makrooh acts are disliked because they lead to lack of concentration in salaah and they may also interfere with the salaah of other people. One of the signs of a true Believer is that he is humble and devoted in salaah.

The following acts are makrooh in salaah:

1. To place the folded hands well below the navel whilst standing.
2. To fidget with one's clothing or hair.
3. To crack the knuckles.
4. To turn the face to the right or left.
5. To yawn.
6. For males - To place the forearms flat on the ground in sajdah.
7. For males - To press the stomach against the thighs in sajdah.

Keywords

makrooh | mihraab

8. To squat or sit cross-legged without a valid reason.
9. For the Imaam to be standing alone in the mihraab.
10. To have a picture in front of the musallee.



11. To perform salaah with clothes that have pictures on them.
12. To allow a garment to hang loosely over the shoulders.



13. To perform salaah in the state of extreme hunger.



14. To perform salaah while in need of answering the call of nature.

15. To perform salaah bare headed.

16. To appoint an uneducated person as an Imaam in the presence of an Aalim.

17. To have something in the mouth which makes it difficult to recite the Quraan.

18. To read surahs against the prescribed sequence.

19. To skip a surah between two short surahs in a fardh or waajib salaah.



Worksheet

1. Ishaq places his hand well below the navel while standing in his salaah. This is a makhrooh act; write down where his hands should be.

.....

.....

.....

.....

.....

2. Ayesha fidgets with her clothing, cracks her knuckles, looks around, yawns and eats in her salaah. Should she be doing any of these things?

.....

.....

.....

.....

.....

3. Dawood does not cover his head when he reads salaah. What would you say to Dawood and how would you say it?

.....

.....

.....

.....

.....



sixteen



4. When Bilaal goes into sajdah, he places his forearms flat on the ground with his stomach against his thighs. How should Bilaal go down and who should be making sajdah that way?

.....

.....

.....

.....

.....

5. Leilah's clothes has a butterfly made of sequence on her abaayah. Can Leilah read salaah wearing this abaayah?

.....

.....

.....

.....

.....

6. Ziyaad is hungry because he forgot his lunch at home, all he can think about is eating. Should he eat first and then read salaah, or should he read salaah feeling hungry?


.....

.....

.....

.....

.....



7. Naeem is in a rush, he came late from school, he has to get done quickly for madrassah, and he feels there is no time to use the toilet even though he needs it urgently. What should Naeem do and why?

.....

.....

.....

.....

.....

.....

.....

.....

8. When Yaaseen reads his fardh salaah, he reads Surah Faatihah and then Surah Ikhlaas. In the next rakaat he reads Surah Faatihah and Surah Naas, skipping Surah Falaq. Is this okay and what should Yaseen rather do?

.....

.....

.....

.....

.....

.....

.....

.....



Mufsidaat of Salaah


"When one of you breaks wind in Salaah, let him turn away, make Wudhu and repeat his Salaah." (Aboo Dawood)

When a person is in salaah, he is in direct communication with Allaah ﷻ. He therefore has to be in a taahir condition, and is not permitted to do certain acts. The salaah breaks if these acts are committed. Actions that break salaah are called **Mufsidaatus Salaah**.

Mufsidaatus Salaah.

The mufsidaat of salaah are:

1. To speak, greet or reply a greeting intentionally or unintentionally.
2. To reply to the athaan.
3. To correct the mistake of anyone besides the Imaam.
4. To say 'Subhaanallah' or 'Alhamdulillaah' on hearing astonishing or good news.
5. To say Innaa Lillaahi wa Innaa Ilayhi Raaji'oon when hearing bad news.
6. To exclaim loudly because of pain.




7. To look into the Quraan and read.
8. To eat or drink.
9. To do any act that is not part of salaah using both hands.
10. To turn the chest away from the qiblah.
11. To omit any fardh act of salaah without a valid excuse.
12. To reply to anyone who has sneezed.
13. To lift both feet, or even one foot off the ground for the duration of reciting 'Subhaanallah' three times.
14. To laugh so loudly that the person next to him hears his laughter.
15. When tahaarah (wudhu, tayammum, or ghusl) breaks.
16. When the meaning of the Quraan changes drastically owing to incorrect recitation.
17. To make such a duaa in salaah that resembles the general speech of people. e.g. "O Allaah I am hungry, I need food".
18. To perform salaah in an impure place.



Lesson

seventeen

19. To stand in front of the Imaam.



20. For the awrah to be exposed for a duration of reciting 'Subhaanallah' three times.

21. For najaasah to soil his body, clothes or place of salaah for a duration of reciting 'Subhaanallah' three times.

22. To perform "Amalul Katheer" - i.e. to do such an act that is not part of salaah which gives an onlooker the impression that the musalli is not in salaah.

23. If the sun rises while performing the Fajr Salaah.



Keywords

tayammum

Worksheet

1. What does mufsidaat of salaah mean?

.....

.....

.....

.....

.....

2. Yaqoob was reading salaah, Luqmaan walked in and greeted. Yaqoob continued with his salaah and spoke to Luqmaan once he completed his salaah. Was it rude for Yaqoob not to greet?

.....

.....

.....

.....

.....

3. Zakariyyah read his sunnah of salaah and the athaan went off. Zakariyyah stopped and replied to the athaan. Did he have to stop and reply to the athaan?

.....

.....

.....

.....

.....



4. Zubayr and Uzayr were reading salaah behind their father, who was the Imaam. Uzayr made a mistake in his salaah and Zubayr corrected him. Should Zubayr have corrected him?

.....

.....

.....

.....

5. Yahya was reading salaah and spoke in his salaah, he said: Alhamdulillah. Is Yahya allowed to speak?

.....

.....

.....

.....

.....

6. Zaheer wanted to read Surah Kafiroon in his salaah, he was learning it at madrassah and couldn't remember all the words. He opened his Quraan and read from the Quraan while he was reading salaah. Could Zaheer read salaah this way?

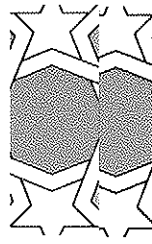
.....

.....

.....

.....

.....



7. While Zainab read salaah, a spider bit her. She screamed and wanted to cry. Her sister told her that her salaah is now broken. Is this true and why?

.....

.....

.....

.....

8. Mummy was reading salaah and baby Urwa was crying. Mummy used her one hand to lift him up. Was it okay for Mummy to pick up the baby?

.....

.....

.....

9. Ismaaeel did not say Allaahu Akbar when he started his salaah. Does he need to restart his salaah?

.....

.....

.....

10. While Sameeha read salaah, Muaaz made her laugh. She did not laugh out loudly but giggled softly and quietly that only she could hear. Is her salaah broken?

.....

.....

.....



Witr Salaah

"Witr salaah is binding... He who does not perform witr salaah is not of us." (Aboo Dawood)

Apart from the five fardh salaah Nabee ﷺ specifically instructed us to perform Witr Salaah, which should be the last salaah of the night. Nabee ﷺ has said that the Witr Salaah is more valuable than a red camel, which was the most prized and valuable camel at that time. If a person cannot perform this salaah in the latter part of the night, then he should perform it immediately after the Ishaah Salaah or before he goes to bed.

Rules Regarding the Witr Salaah

1. The time for Witr Salaah enters after the fardh salaah of Ishaah and expires at subh saadiq.
2. Witr Salaah is waajib (compulsory) and should be performed individually every day after the Ishaah Salaah.
3. There are three rakaats in the Witr Salaah.
4. In the month of Ramadhaan, Witr Salaah is performed in congregation after the Taraweesh Salaah.
5. It is sunnah to recite Surah A'laa in the first rakaat, Surah Kaafiroon in the second rakaat, and Surah Ikhlaas in the third rakaat after Surah Faatihah.



6. After reciting Surah Faatihah and a surah in the third rakaat, the musallee will raise his hands up to his ears, saying Allaahu Akbar and fold his hands once again. He will thereafter recite Duaa-ul Qunoot and complete his salaah in the normal manner.

اللَّهُمَّ إِنَّا نَسْتَعِينُكَ وَنَسْتَغْفِرُكَ وَنُؤْمِنُ بِكَ
وَنُتَوَكَّلُ عَلَيْكَ وَنُذْنِبُ عَلَيْكَ الْخَيْرَ وَنُشْكُرُكَ
وَلَا نَكْفُرُكَ وَنُحْلِدُكَ وَنُتْرِكُكَ مَنْ يَفْجُرُكَ
اللَّهُمَّ إِنَّاكَ نَعْبُدُ وَكَأَنَّكَ نُصَلِّي وَنَسْجُدُ وَإِلَيْكَ
نَسْتَعِي وَنُخْفِدُ وَنَرْجُو رَحْمَتَكَ وَنَخْشَى عَذَابَكَ
إِنَّ عَذَابَكَ بِالْكَفَّارِ لَشَدِيدٌ



Worksheet

1. When should the Witr Salaah be read?

.....

.....

.....

.....

.....

2. How many rakaats does the Witr Salaah consist of?

.....

.....

3. When does the time for Witr Salaah start and when does it end?

.....

.....

.....

.....

4. What is different about reading the Witr Salaah in the month of Ramadhaan?

.....


.....

.....

.....

.....

.....



5. What 3 surahs are sunnah to read in the salaah? Write it down in the correct order that it should be read.

.....

.....

.....

6. Raihaan reads his Ishaah Salaah and then performs the Witr Salaah immediately after that. When he reads the Witr Salaah, he reads Surah Faatihah and any surah in the first rakaat, Surah Faatihah and any surah in the second rakaat and Surah Faatihah and Surah Naas in the third rakaat, after which he lifts his hands, says the takbeer and reads the qunoot.

What could he have done differently, so that he carried out more sunnahs in his salaah?

.....

.....

.....

.....

.....

.....

.....

.....

.....

.....



Sunnah Salaah

"He who performs twelve rakaats salaah during the day and night, an abode will be built for him in Jannah: four rakaats before Zhuhr, two rakaats after it, two rakaats after Maghrib, two rakaats after Isha and two rakaats before Fajr." (Tirmizee)

On the day of Qiyaamah when we have to render an account for our fardh salaah, the additional sunnah and nafl salaah will make up for any shortfall in our salaah. Our sunnah salaah will also secure the intercession of Nabee ﷺ for us on that day. The sunnah salaah are a means of protecting our fardh salaah. sunnah salaah is divided into two: sunnatul muakkadah and sunnah ghayr muakkadah.

Number of Rakaats		Sunnah Ghayr Muakkadah	Sunnah Muakkadah	Fardh	Sunnah Muakkadah	Nafl	Wajib	Nafl	Total
	Fajr		2	2					4
	Zhuhr		4	4	2	2			12
	Asar	4		4					8
	Maghrib			3	2	2			7
	Isha	4		4	2	2	3	2	17
	Taraweeh				20				20
	Eed						2		2
	Jummuah		4	2	4+2	2			14



Keywords

sunnah muakkadah | sunnah ghayr muakkadah

Worksheet

Complete the table:

Rakaats		Fajr	Zuhr	Asar	Maghrib	Ishaa	Taraweeh	Eed	Jummuah
of	Sunnah Ghayr Muakkadah								
	Sunnah Muakkadah								
	Fardh	2	4	4	3	4			2
	Sunnah Muakkadah								
Number	Nafil		2		2	2			2
	Wajib					3		2	
	Nafil					2			
	Total	4	12	8	7	17	20	2	14



The Masaajid

"A time will come when the speech of people in their masaajid would be matters regarding the world. Do not associate with them..." (Baihaqee)

The masaajid are the houses of Allaah ﷻ. When Allaah ﷻ invites us to His house, we need to be mindful of how we behave. The masaajid are the most beloved of all places in the sight of Allaah ﷻ. Whilst our presence in the masaajid attracts the mercy of Allaah ﷻ, it can also attract His anger if we do not respect the house of Allaah ﷻ. If we show respect to the house of Allaah ﷻ, we have shown respect to Allaah ﷻ and if we show disrespect of the house of Allaah ﷻ we have shown disrespect to Allaah ﷻ.

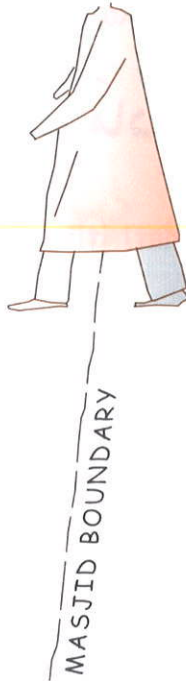
Etiquettes Before Entering the Masjid

1. It is preferable to perform wudhu at home.
2. Walk to the masjid with respect and dignity.
3. Ensure that your clothing is clean and appropriate to the sanctity of the masjid.
4. Always make use of the shoe racks to place your shoes.
5. It is not permissible to enter the masjid in the state of hadathul akbar.



Keywords

hadathul akbar



Etiquettes When Entering the Masjid

1. Enter the masjid with the right foot.
2. Read the following duaa as you enter the masjid:

اَللّٰهُمَّ افْتَحِلِيْ اَبْوَابَ رَحْمَتِكَ

"In the Name of Allaah, may the Peace of Allaah be upon the Messenger of Allaah. O Allaah! Open for me the doors of your mercy."



3. Make intention for nafl itikaaf by saying:

نَوَيْتُ الْإِعْتِكَافَ مَا دُمْتُ فِي الْمَسْجِدِ

"I intend performing nafl itikaaf for as long as I am in the masjid."

4. Perform two rakaats tahiyyatul masjid if it is not the makrooh time.

Conduct in the Masjid

1. Do not talk of worldly affairs.
2. Do not talk loudly or make a noise.
3. Do not enter the masjid with an offensive odour.
4. Do not buy or sell in the masjid.
5. Do not pollute or litter the masjid.
6. Do not recite Quraan or make thikr so loudly that it disturbs those engaged in salaah.
7. Do not make announcements for lost or found items in the masjid.



Keywords

itikaaf | tahiyatul masjid | tilaawah


8. Engage yourself in salaah, tilaawah, thikr, and dua.
9. You may only eat or sleep in the masjid after having made niyyah for itikaaf.

Etiquettes on Leaving the Masjid

1. Leave with the left foot.
2. Read the following dua as you leave the masjid:

اَللّٰهُمَّ اِنِّیْ اَسْئَلُكَ مِنْ فَضْلِكَ

"In the Name of Allaah, may the Peace of Allaah be upon the Messenger of Allaah. O Allaah I seek of your bounty."






Worksheet


1. Place the statements in the correct box. Write only the correct corresponding letter.
 - a. Make wudhu at home.
 - b. Enter the masjid with the right foot.
 - c. Read the duaa when entering the masjid.
 - d. Walk to the masjid with respect and dignity.
 - e. Leave with the left foot.
 - f. Perform 2 rakaats nafl salaah, tahiyatul masjid if it's not a makrooh time.
 - g. Do not talk about worldly affairs.
 - h. Do not buy or sell.
 - i. Wear clean and clothes that are appropriate for a masjid.
 - j. Do not recite Quraan or thikr so loud that it disturbs others.
 - k. Use the shoe rack for your shoes.
 - l. Read the duaa when leaving the masjid.
 - m. Do not pollute or litter in the masjid.
 - n. Engage yourself in salaah, tilaawah, thikr and duaa.




Before entering
the Masjid




When entering
the Masjid



When inside
the Masjid



When leaving
the Masjid





Salaah with Jamaah

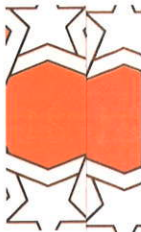
"Salaah performed with Jamaah (congregation) is twenty seven times superior to Salaah performed individually" (Bukhaaree, Muslim)

It is essential for adult males to perform their salaah in congregation if they reside in a locality where the athaan is heard. Nabee ﷺ expressed anger at those who performed salaah at home without a valid excuse, by saying that he would like to burn the houses of those who perform their salaah at home. A person who performs salaah individually is overpowered by the Shaytaan, just like a lone sheep is overpowered by a wolf.


1. A person who leads the salaah is called the Imaam.
2. Those that follow the Imaam are called muqtadees.
3. The Imaam will stand in front of the muqtadees.
4. The Imaam will stand in the middle of the muqtadees, so that there are an equal number of musallees on either side of him.
5. The adult males will occupy the front rows.
6. Children will stand behind the adult males.

Keywords

jamaah | imaam | muqtadee



7. The muqtadees will stand in a straight line, shoulder to shoulder, with heels in line, ensuring that there are no gaps between them.
8. It is sinful for the muqtadees to do any act before the Imaam.
9. Salaah with jamaah can be performed with two or more persons.
10. It is necessary for the muqtadee to form the intention of following the Imaam in order for him to be a muqtadee.





2. Ahmad and his brother Yahya were both doing homework when they heard the athaan being recited. They both left their homework and went to make wudhu. Ahmad then went to the Masjid to perform salaah and Yahya performed salaah at home and then went to complete his homework. Which brother do you think would get more reward? Give a reason for your answer:

.....

.....

.....

.....

3. Muhammad was performing his salaah in the masjid. Someone came to stand next to him but left a space in between. What do you think about this?

.....

.....

.....

.....

4. Yaseen was performing salaah behind the Imaam. He began his salaah and made intention to perform 4 rakaats of fardh salaah facing the qiblah. Was Yaseen regarded as a muqtadee? Give a reason for your answer:

.....


.....

.....



Help fill the Masjid up properly

Here are musallaas in the Masjid. At the bottom are people who have come to the Masjid to perform salaah. Place the people on the correct musallaas according to the rules that you have learnt in this lesson. You can write the corresponding letter inside of the musallaa to show who goes where.



People who have come to the masjid


- a. adult male
- b. boy
- c. Imaam
- d. boy
- e. adult male
- f. adult male
- g. boy



rakaat he will only recite Surah Faatihah and complete the salaah in the normal manner.

If the masbooq missed all the rakaats with the Imaam

He will stand up after the Imaam makes salaam and complete his salaah in the normal manner.





Worksheet

1. Unscramble the following words. The words can be found in the lesson.

a. q o s b o m a

b. b u k e r a t e t
h e t r a m e a

c. l a s m a s a

d. a m i m a

e. h a l a s a

2. Tick the correct box to indicate whether the masboq missed 1, 2 or 3 rakaats of salaah.

a. The masboq will recite thanaa, Surah Faatihah and a surah in both rakaats and then complete the salaah in the normal manner, except in the case of Maghrib Salaah.

☐ 1

☐ 2

☐ 3

b. The masboq will recite thanaa, Surah Faatihah and a surah. Thereafter he will complete the rakaat in the normal manner and sit for qadatul ulaa. After reciting tashahhud he will stand up, recite Surah Faatihah followed by a surah and then complete the

Qadhaa Salaah

"He who forgets to perform a Salaah or oversleeps, has to make up for his lapse by performing it when he remembers." (Bukhaaree, Muslim)

True believers are those who consciously guard their five salaah while the munaafiqeen (hypocrites) are generally heedless of performing their salaah on time. The example of a person who has missed one salaah deliberately is like the example of one who has lost his entire family and wealth in this world. To delay a salaah without a valid excuse is a major sin which requires sincere repentance, together with reading the missed salaah. **Qadhaa salaah** is to perform a fardh or waajib salaah after the expiry of its proper time.

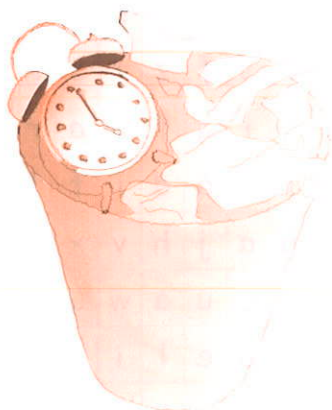
Rules of Qadhaa Salaah

1. It is compulsory to perform qadhaa for any missed fardh or waajib salaah.
2. There is no qadhaa for a missed sunnah or nafl salaah, except for the two sunnah of Fajr if the qadhaa is made before zawaal on the same day.
3. Similarly, a person who was unable to perform the four sunnatul muakkadah should perform it after the fardh, i.e after the two sunnatul muakkadah.

Keywords

munaafiqeen | zawaal | haidh | nifaas | musaafir | muqem

4. Women in haidh and nifaas do not have to make qadhaa of their missed salaah.
5. There is no qadhaa for a person who is unconscious or suffers from temporary insanity for more than five consecutive salaahs.
6. When making qadhaa of any salaah, it should be made according to the state in which it became compulsory. If a person missed salaah as a musaafir then he should make qadhaa as a musaafir, and if he missed salaah as a muqem, he should complete the qadhaa as a muqem.
7. It is necessary to state in the niyyah that he is performing the fardh or waajib of that particular salaah he has missed.





twenty three

Worksheet

1. Complete the following sentences by finding the missing word/s in the word search below:

a. To perform a fardh or waajib salaah after the expiry of its proper time is called

.....


b. Those who consciously guard their five salaah are

.....

c. Those who are generally heedless of performing their salaah on time are the

.....

a	q	e	z	h	s	m	q	s	r	o	n	e
l	a	u	i	m	g	a	e	o	u	e	h	c
a	d	b	d	o	w	u	f	h	e	r	a	s
i	h	a	t	d	o	t	a	q	s	w	e	h
r	a	k	e	s	f	z	i	s	h	a	b	o
m	a	n	a	i	g	f	h	a	r	i	e	e
e	j	r	l	c	a	d	i	f	l	p	r	s
a	m	f	h	a	j	h	v	x	h	a	y	a
b	a	a	n	c	u	a	w	u	e	r	o	s
t	r	u	e	b	e	l	i	e	v	e	r	s
g	m	k	o	q	t	v	y	r	a	a	e	b



2. Are the following statements True or False?

- a. The example of a person who has missed one salaah deliberately is like the example of one who has lost one family member in this world.

.....

- b. To delay a salaah without a valid excuse is a major sin which requires sincere repentance, together with reading the missed salaah.

.....

- c. Munaafiqeen are those people who are hypocrites.

.....

3. Read the following scenarios and answer the questions:

- a. Fatima overslept and missed her Fajr Salaah. When she woke up in the morning it was already 8 o' clock. Fatima wants to perform qadhaa for Fajr Salaah.

What should she perform?

.....
.....
.....
.....
.....
.....
.....
.....
.....



- b. Talhaa became ill and was unconscious for 2 days. Does Talhaa have to perform qadhaa on his salaah that he missed? Give a reason for your answer.

.....

.....

.....

.....

.....

- c. While Ali was travelling he missed a salaah. He returns home and wants to perform qadhaa. Should Ali perform qadhaa as a musaafir (traveller) or as a muqeem (not travelling)? Provide a reason for your answer.

.....

.....

.....

.....

.....

- d. A person misses the four sunnatul muakkadah of Zhuhr Salaah. He performs his fardh and two sunnatul muakkadah and then completes his salaah. Is this correct? If not, what should the person have done?

.....

.....

.....

.....



Help a new Muslim:

Aminah has just become a Muslim. She is still trying to learn Islaam. She wants to learn all the rules of salaah, but she needs your help. Please help Aminah by explaining to her what she has to do if she misses a salaah. You will have to tell her what qadhaa salaah is and explain the rules of qadhaa to her as well. Write down what you would say to Aminah.

[illegible]



Lesson twenty four

- b. A person tells you that it's too harsh to expect a sick person to perform their salaah. How would you respond to this person?

.....

.....

.....

.....

.....

.....

.....

.....

- c. Ayesha's son met up in an accident and hurt his legs. He was told by the doctor that he had to stay in bed for a week. He never missed his salaah and now he wants to perform his salaah. When he tries to stand up he can't. Explain to Ayesha how her son can still perform his salaah. Make sure to tell her all the rules that apply to her son in this situation.

.....

.....

.....

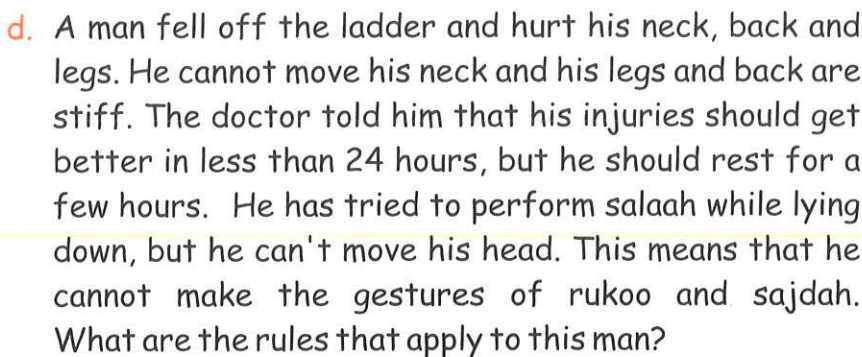
.....

.....

.....

.....

.....

151



The Day of Jumuah

"O' You who Believe! When the call for Salaah is made on the day of Jumuah, then hasten towards the remembrance of Allaah and abstain from business. That is best for you if you but knew."(9:62)

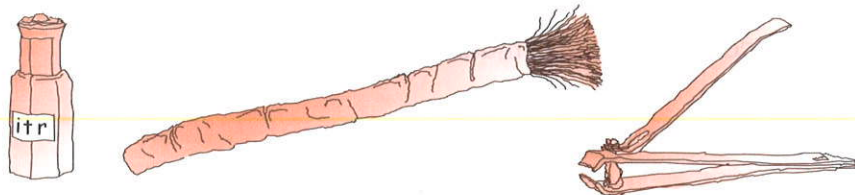
Friday is the day of assembly where people from different parts of the region get together to perform Salaatul Jumuah. It is the weekly platform to motivate and guide the Muslim community. The previous Ummahs failed to honour this day, so Allaah ﷻ blessed this Ummah with it. A person who misses Jumuah without a valid reason is listed among the hypocrites.

Etiquettes of This Day

1. To pare the nails and remove unwanted hair.
2. To make miswaak and perform ghusl.
3. To wear clean clothes and apply itr (scent).
4. To recite Surah Kahf and Surah Dukhaan.
5. To go early for Jumuah Salaah.
6. To recite excessive Durood.
7. To make dua.

Keywords

ummah | miswaak | ghusl | itr | durood | duaa | muqem



Jummuah is Waajib Upon:

1. Adult males - Jummuah Salaah is not waajib upon females. They will perform Zhuhr.
2. Muslims who are not prisoners or slaves.
3. Those who reside in a town or city.
4. Those who are physically able to go for salaah.
5. Those who are able to go for Jummuah without endangering their lives.
6. Those who are muqem - not travelling.

The Time for Jummuah Salaah

The time of Jummuah Salaah commences immediately after zawaal and ends when the time of Zhuhr ends. It is best to perform it immediately after zawaal.



twenty five

Preferred Method of Jumu'ah Salaah

1. Athaan.
2. Four rakaat sunnatul muakkadah.
3. Optional pre-khutbah lecture.
4. Second athaan in front of the khateeb.
5. Two khutbahs.
6. Two rakaats fardh of Jumu'ah.
7. Four rakaats sunnatul muakkadah.
8. Two rakaats sunnatul muakkadah followed by two nafl.

The Khutbah (sermon)

1. The two khutbahs must be delivered in Arabic with a short interval of sitting by the khateeb between the two Khutbahs.
2. The khutbahs will consist of
 - a. The praises of Allaah ﷻ and Shahaadatayn.
 - b. Salawaat.




Keywords

khutbah | khateeb | salawaat | thikr

- c. Advices from the Quraan and Sunnah.
 - d. Duaa for the Sahaabah and the general Muslims.
- 3. The khateeb will face the congregation, who must face the khateeb and listen attentively when the khutbah is being delivered.
- 4. It is not permissible to do the following whilst the khutbah is being delivered:
 - a. To talk.
 - b. To greet someone.
 - c. To perform salaah.
 - d. To recite Quraan or make thikr.
 - e. To eat or drink.
 - f. To do business.
- 5. Those who miss Jummuah because of illness or any other reason will have to perform Zhuhr Salaah.

**Worksheet**

Find the answers to the questions to complete the figure below:



1. Jumuah is waajib upon those who are not travelling. What is the term used to refer to those who are not travelling? _____
2. Jumuah Salaah is waajib for those who are able to go _____ their lives.
3. If Jumuah Salaah is not waajib upon females, who is it waajib upon? _____



4. Jumu'ah Salaah is waajib upon people who live in a _____ or _____.
5. Jumu'ah Salaah is waajib upon those who are _____ to go for salaah.
6. Jumu'ah Salaah is waajib upon Muslims who are free. This means that it is waajib upon Muslims who are _____ or _____.


Choose the correct answer in the following multiple choice questions:

1. When the call for salaah is made on the day of Jumu'ah, Muslims are urged to...
 - a. Abstain from sleeping.
 - b. Abstain from eating.
 - c. Abstain from business.
 - d. Abstain from fighting.
2. The time for Jumu'ah Salaah commences...
 - a. Immediately when the athaan is recited.
 - b. Immediately after zawaal and ends when the time of Zhuhr ends.



Lesson twenty five

- c. Immediately at 12:30 p.m.
 - d. Immediately when the prayer time for Zhuhr comes in.
- 3. The etiquettes of Jummuah includes...
 - a. To pare the nails and remove unwanted hair.
 - b. To make miswaak and perform ghusl.
 - c. To wear clean clothes and apply itr (scent).
 - d. All of the above.
- 4. There are some things that are not permissible while the khutbah is being delivered. Two of these things are...
 - a. To talk and to perform salaah.
 - b. To listen and to pay attention.
 - c. To think about what the Imaam is saying and reflect.
 - d. To respect what is being said and remember it.



5. On Jummuah day it is beneficial to...
- a. Recite Surah Kahf and Surah Dukhaan.
 - b. Be kind to others.
 - c. Recite excessive Durood.
 - d. Wake up early in the morning and have a good breakfast.
 - e. a and c
 - f. b and d
6. Those who miss Jummuah because of illness or any other reason will have to...
- a. Be punished.
 - b. Fast for three days consecutively.
 - c. Perform Zhuhr Salaah.
 - d. Pay a penalty by giving money to the poor.



Lesson twenty five

Read the following scenarios and answer the questions that follow:

1. Ziyaad decided to take his younger brother Hamza to the Masjid for Jummuah. Hamza is not sure what happens in the Masjid during Jummuah Salaah. Ziyaad does not want to explain this to Hamza. Can you help by explaining the preferred method of Jummuah Salaah to Hamza?

.....

.....

.....

.....

.....

.....

.....

.....

2. Imagine that you are a Moulana teaching Aalim students how to conduct the Jummuah khutbah. Explain the rules of The Jummuah khutbah to the students.

.....

.....

.....

.....

.....


.....

.....

.....



Listed below are the steps for the preferred method of Jumu'ah Salaah. The steps are jumbled. Re-arrange them in the correct order by placing the corresponding letters in the puzzle pieces below. The correct order will reveal one of the acts that are not permissible while the khutbah is being delivered.

**K**

Optional pre-khutbah lecture.

M


Athaan.

E

Second athaan in front of the khateeb.

A

Four rakaat sunnatul muakkadah.

**R**

Two rakaats sunnatul muakkadah followed by two Nafil.

I

Two rakaats fardh of Jumu'ah.

TH

Two khutbahs.

K

Four rakaats sunnatul muakkadah.



Salaatut Taraweeh

"O people a great month has dawned upon you...Allaah has made fasting obligatory upon you during the day and standing in prayer a Sunnah during the night ..." (Baihaqee)

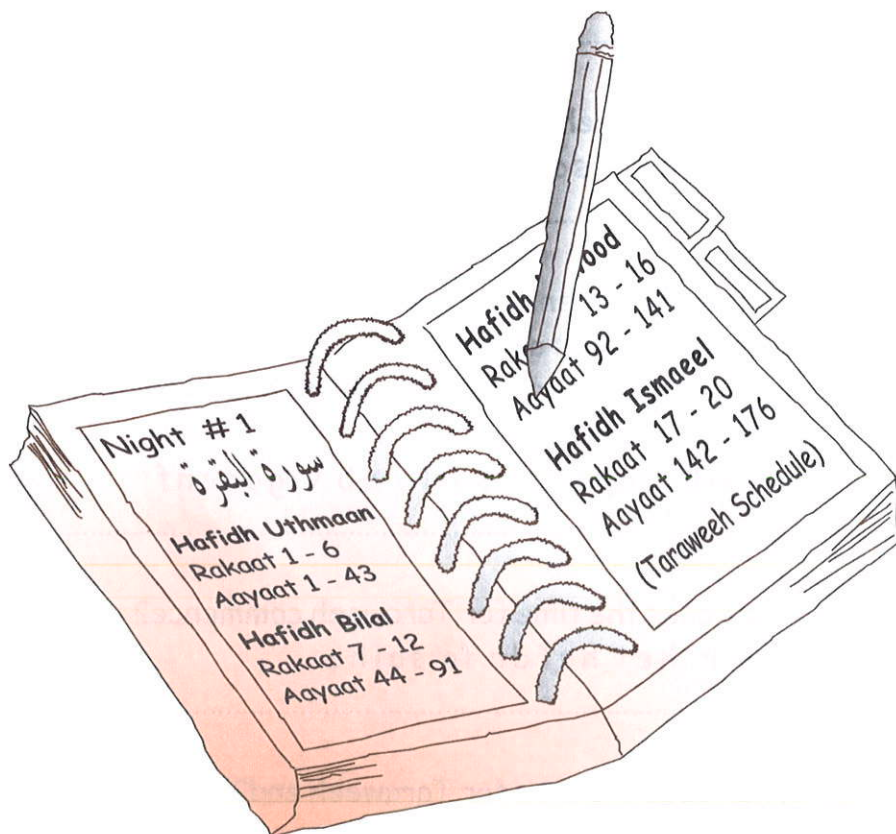
Ramadhan is the month of the Quraan. It is a month wherein the reward of a fardh act is multiplied seventy times and the reward of a sunnah is equal to a fardh. One of the greatest sunnahs of the month of Ramadhan is Salaatut Taraweeh. A person who stands in salaah during the nights of Ramadhan reading or listening to the Quraan, in the state of imaan, and in the hope of earning reward, all his past sins will be forgiven. Salaatut Taraweeh is a special salaah that is performed in the month of Ramadhan after the Isha Salaah.

1. Taraweeh is sunnatul muakkadah for males and females.
2. The time for Salaatut Taraweeh commences after the fardh of Isha and ends before subh saadiq.
3. Salaatut Taraweeh consists of twenty rakaats performed in units of two rakaats.
4. It is sunnah to recite the entire Quraan in Taraweeh Salaah.

Keywords

ramadhaan | subh saadiq | mustahab | witr

5. It is mustahab to rest for a while after every four rakaats.
6. Witr Salaah is performed in congregation after the Taraweeh Salaah.





Worksheet

1. Unscramble the phrases to get the correct answers in each of the following:

- a. What is one of the greatest sunnahs of the month of Ramadhan?

atasulat waretahe

.....

- b. Who is Taraweeh sunnatul muakkadah for?

lesma nda saleme f

.....

- c. What will happen to a person who stands in salaah during the nights of Ramadhan reading or listening to the Quraan, in the state of imaan, and in the hope of earning reward?

lal sih sapt inss lilw eb vigoren f

.....

- d. When does the time for Taraweeh commence?


featr het hafdr fo saiha

.....

- e. When does the time for Taraweeh end?

eberof bsuh qadisa

.....



2. True or False?

2. Are the following statements True or False?

- a. It is fardh to recite the entire Quraan in Taraweeh Salaah.

.....

- b. Salaatut Taraweeh consists of twenty rakaats performed in units of two rakaats.

.....

- c. It is sunnah to rest for a while after every four rakaats.

.....

- d. Witr Salaah is performed in congregation after the Taraweeh Salaah.

.....

3. Someone who wants to know more about Islaam asks you about Taraweeh Salaah. They want to know what Taraweeh is, how it is performed and when it is performed. They also want to know who should read Taraweeh Salaah. How would you go about explaining everything you know about Taraweeh Salaah to this person?

.....
.....
.....
.....
.....
.....
.....



Lesson twenty seven

Sajdatut Tilaawah

Ibn Umar رضي الله عنه says that "Nabee ﷺ used to recite Quraan to us, and when he came across a (verse of) Sajdah, he performed Takbeer and Prostrated." (Aboo Dawood)

There are fourteen verses in the Quraan where it is waajib to perform sajdah, whether we are in salaah or outside salaah. The reason for performing sajdah at these verses is because of obedience to a verse that commands us to perform sajdah, or to imitate the sajdah of the Ambiyaa, or to demonstrate our opposition to the arrogant who refuse to prostrate.

Conditions for Making Sajdah Tilaawah

- To be in a state of wudhu.
- To face qiblah.
- To make niyyah for sajdah tilaawah.

Rules of Sajdah Tilaawah

- Sajdah Tilaawah becomes waajib after reciting or listening to an aayah of sajdah.
- Sajdah tilaawah should not be performed during the forbidden times of salaah.



Keywords

haidh | nifaas

3. Sajdah tilaawah is not waajib on a child, an insane person or a woman in a state of Haidh or Nifaas.
4. It is not waajib to perform sajdah tilaawah when listening to a recorded aayah. (cassette, cd or mp3)
5. It is makrooh to deliberately miss a verse of sajdah in order to avoid having to perform the sajdah.
6. It is makrooh to delay the performance of sajdah tilaawah unnecessarily.
7. It is not permissible to perform this sajdah during the forbidden times or just before the sun is setting.

Method of Performing Sajdah Tilaawah

a. Whilst in salaah:

If a person recites a verse of sajdah in salaah, he has to perform one sajdah immediately after reciting the verse. He will thereafter return to the standing posture, complete his qiraat and the balance of his salaah in the normal manner.

b. Outside salaah

He will face the qiblah, make niyyah for sajdah tilaawah and go into sajdah, saying the takbeer without lifting the hands. After reciting Tasbeeh, he will get up from Sajdah



Lesson twenty seven

while saying the takbeer. sajdah tilaawah may be performed from a sitting posture or a standing posture.

Surah Number	Surah Name	Verse Number
7	Al-Aaraaf	206
13	Ar-Raad	15
16	An-Nahl	50
17	Al-Isra	109
19	Maryam	58
22	Al-Hajj	18
22	Al-Hajj	77
25	Al-Furqan	60
27	An-Naml	26
32	As-Sajdah	15
38	Saad	24
41	Fussilat	38
53	An-Najm	62
84	Al-Insiquaq	21
96	Al-Alaq	19



Worksheet

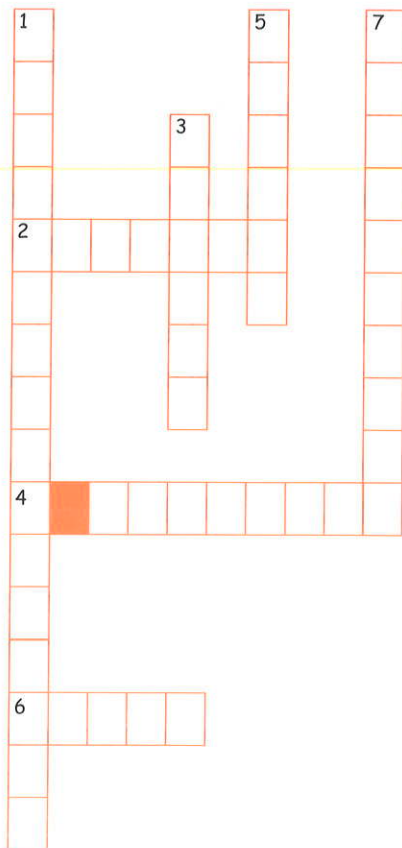
1. Circle those that are not one of the rules of sajdah tilaawah.
 - a.
 - i. Sajdah tilaawah becomes waajib after reciting or listening to an aayah of sajdah.
 - ii. It is not waajib to perform sajdah tilaawah when listening to a recorded aayah. (cassette, cd or mp3)
 - iii. When reciting Quraan it is better to wait and perform all the sajdahs after completion of the khatm.
 - iv. Sajda tilaawah should not be performed during the forbidden times of salaah.
 - v. It is makrooh to deliberately miss a verse of sajdah in order to avoid having to perform the sajdah.
 - b.
 - i. Sajdah tilaawah is not waajib on a child, an insane person or a woman in a state of Haidh or Nifaas.
 - ii. Sajdah tilaawah can be made at any time during the day.
 - iii. It is makrooh to delay the performance of sajdah tilaawah unnecessarily.
 - iv. It is not permissible to perform this sajdah during the forbidden times or just before the sun is setting.



Lesson


twenty seven

2. Complete the crossword puzzle below:



Down:

1. To perform takbeer and prostrate when coming across verses of sajdah in the Quraan.
3. This is what we make before making sajdah tilaawah. It is one of the conditions.



5. This is where we face when making sajdah tilaawah. It is also one of the conditions.
7. What we demonstrate to the arrogant who refuse to prostrate.

Across:

2. One of the reasons for performing sajdah tilaawah is to imitate these people.
 4. The amount of verses in the Quraan where it is waajib to perform sajdah.
 6. We have to be in this state to make sajdah. It is also one of the conditions.
3. Read the following scenario and answer the questions that follow:
- a. Umar is reciting salaah and recites Surah Sajdah in his salaah. What will Umar do when he comes to the verse where it is waajib to perform sajdah tilaawah? What is the method of performing sajdah tilaawah in this case?

.....

.....

.....

.....

.....



Lesson twenty eight

Salaatul Musaafir

"When you travel on the earth, there is no sin if you shorten your Salaah" (4:101)

Salaah is such an important act of ibaadah that we are not permitted to forego it, even while we are travelling. Allaah ﷻ out of his mercy has permitted us to shorten our salaah whilst on journey, because of the inconvenience, hardship and fear that is generally associated with travelling. Umar ؓ asked Nabee ﷺ whether we should continue to shorten our salaah even though we no longer live in fear. Nabee ﷺ replied that this is a sadaqa (charity) that Allaah ﷻ has conferred upon you, so accept it. (Muslim).

A Musaafir

A musaafir is a person who intends travelling a distance of seventy eight kilometres (forty eight miles) from the boundary of his town.

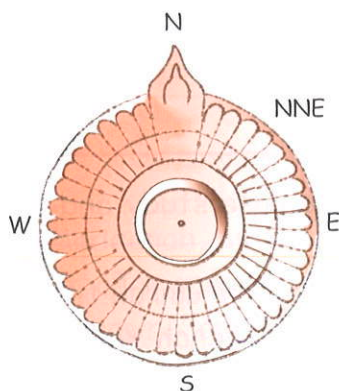
1. A person will be regarded as a musaafir if he intends staying at a place for less than fifteen days.
2. It is waajib for a musaafir to perform two rakaats fardh salaah instead of four if he performs salaah individually, or as an Imaam.
3. If the musaafir follows an Imaam who is a mugeem (non-musaafir) he will perform the full four rakaats.

Keywords

sadaqa



4. A musaafir has the option of performing his remaining sunnah and nafl salaah, besides the sunnah of Fajr. He has to perform the two sunnah of Fajr Salaah, and the Witr Salaah.
5. If a musaafir leads the salaah, the followers who are non- musaafir will stand up and complete their salaah without reciting qiraat in the third and fourth rakaat. They will merely stand for the duration of three "Subhaanallahs" in the third and fourth rakaat.
6. A musaafir will perform his fardh salaah as follows:
Fajr: Two rakaats sunnah and two rakaats fardh.
Zhuhr: Two rakaats fardh.
Asar: Two rakaats fardh.
Maghrib: Three rakaats fardh.
Ishaa: Two rakaats fardh and three rakaat Witr.





and work at the garage join their jamaah. The father, who is a musaafir performs Salaatul Musaafir. What will the followers who are muqeeem do?

.....

.....

.....

.....

.....

e. Will they perform any rakaats sunnah?

.....

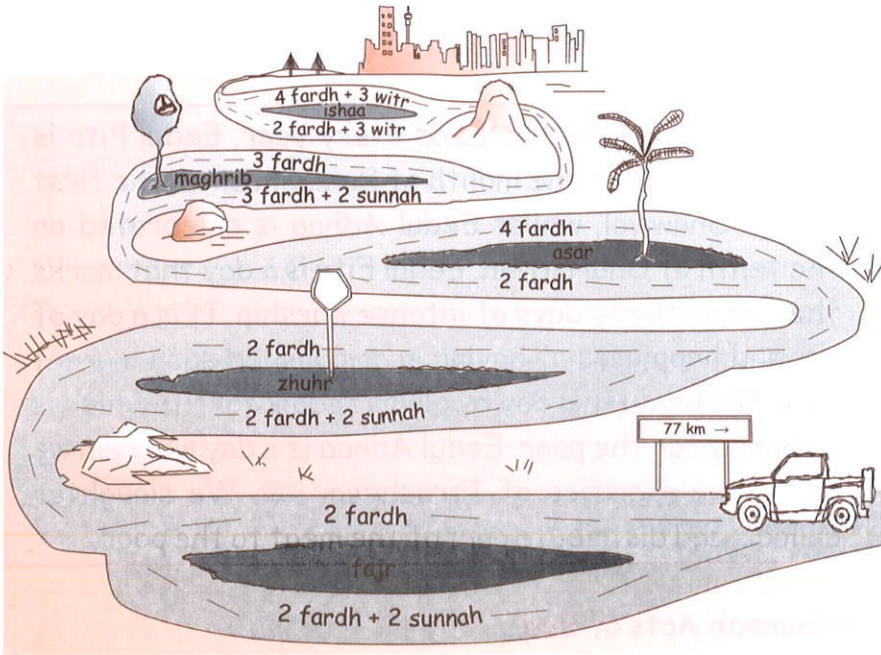
3. From the list below, choose the correct amount of rakaats for a musaafir to perform for each salaah. Write your answer inside the musallaa for each one.

- > 2 rakaats fardh
- > 3 rakaats fardh
- > 2 rakaats sunnah and 2 rakaats fardh
- > 2 rakaats fardh and 3 rakaats Witr
- > 2 rakaats fardh

Fajr	Zuhr	Asar	Maghrib	Ishaa



4. A family is going on holiday. The distance is greater than 77km. Along the way they have to perform their salaah. At each salaah time, choose the correct path to indicate the correct number of rakaats they should perform to complete their Salaatul Musaafir.





Lesson twenty nine

Salaatul Eed

When Nabee ﷺ came to Madeenah he noticed that the people of Medina celebrated two days every year. He asked them: "What are these two days? They replied: "We celebrated these two days during the days of jaahiliyyah." Nabee ﷺ said: "Allaah has substituted for you two days better than them; the day of Adhaa and the day of Fitr." (Aboo Dawood)

Muslims celebrate two Eeds every year. Eedul Fitr is celebrated after the month of Ramadhaan on the first day of Shawwal, whilst Eedul Adhaa is celebrated on the tenth of Dhul Hijjah. Eedul Fitr is a day that marks the end of thirty days of intense worship. It is a day of joy and happiness at having accomplished such a great task. We begin this day by giving sadaqatul fitr which is a charity for the poor. Eedul Adhaa is a day wherein we relive the sacrifice of Ibraaheem عليه السلام. We slaughter animals and distribute part of the meat to the poor.

The Sunnah Acts of Eed

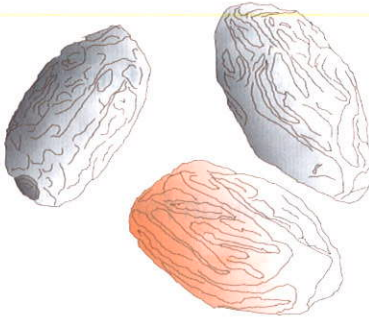
1. To rise as early as possible.
2. To make ghusl.
3. To wear your best clothing.



Keywords

jaahiliyyah | sadaqatul fitr | musallaa

4. To use miswaak and apply itr.
5. To eat something sweet before leaving for the Eedul Fitr Salaah.



6. To give sadaqatul fitr before performing the Eed Salaah.
7. To perform Eed Salaah at the musallaa (a ground on the outskirts of town set aside for Eed Salaah).
8. To walk to the musallaa.
9. To use different routes when going and returning from the musallaa.
10. To recite takbeer while walking to the musallaa. Takbeer is recited softly during Eedul Fitr and audibly during Eedul Adhaa.
11. To eat the meat of Qurbaani after Eed Salaah.



Lesson


twenty nine

Rules regarding Eed Salaah

1. The time for Eed Salaah begins a little while after sunrise and ends before zawaal.
2. It is best to perform it as early as possible.
3. No nafl salaah should be performed before the Eed Salaah.
4. There is no athaan or iqamah for the Eed Salaah.
5. Eed Salaah is waajib.
6. Unlike Jummuah the Eed Salaah is performed BEFORE the two khutbahs.

Method of Performing Eed Salaah

1. Make intention of performing two rakaats of waajib salaah with six extra takbeers behind the Imaam.
2. The Imaam will recite the takbeerut tahreema and fold the hands as normal. The muqtadees will do the same.
3. Thereafter recite thanaa.
4. After thanaa, the Imaam will lift his hands up to the ear lobes while reciting the first extra takbeer and will leave them on the sides. The muqtadees will do the same.



Keywords

muqtadee

5. The Imaam will recite the second extra takbeer while lifting the hands up to the ear lobes and will again leave them on the sides. The muqtadees will do the same.
6. The Imaam will recite the third extra takbeer whilst lifting the hands up to the ear lobes and will then fold them as normal. The muqtadees will do the same.
7. The Imaam will thereafter complete the rakaat as normal.
8. In the second rakaat the Imaam will recite Surah Faatihah and a surah .
9. Before going to rukoo, the Imaam will lift his hands up to the ear lobes while reciting the fourth extra takbeer. He will leave his hands on the sides. The muqtadees will do the same.
10. Thereafter the Imaam will recite the fifth extra takbeer, while lifting the hands up to the ear lobes and will again leave them on the sides. The muqtadees will do likewise.
11. The Imaam will recite the sixth extra takbeer while lifting the hands up to the ear lobes and will again leave them on the sides. The muqtadees will do the same.



Lesson twenty nine

12. He will then recite takbeer and go into rukoo and complete the salaah in the normal manner.

The Khutbah

1. After the two rakaats salaah the Imaam will deliver two khutbahs.
2. The khutbah will be delivered in Arabic.
3. It is prohibited for the muqtadees to talk or recite Quraan during the khutbah.





Worksheet

1. Match the correct characteristics with each day of Eed. (You can write the corresponding letter of each correct characteristic in the appropriate box).

Eed al Fitr

Eed al Adha

- a. Celebrated after the month of Ramadhaan.
- b. Celebrated on the tenth of Dhul Hijjah.
- c. A day wherein we relive the sacrifice of Ibraaheem عليه السلام.
- d. Celebrated on the first day of Shawwal.
- e. A day that marks the end of thirty days of intense worship.



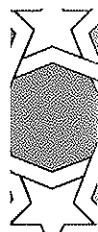
Lesson

twenty nine

- f. We begin this day by giving sadaqatul fitr which is a charity for the poor.
- g. We slaughter animals and distribute part of the meat to the poor.
- h. A day of joy and happiness.

2. Are the following statements True or False?

- a. When Nabee ﷺ came to Madeenah he noticed that the people of Madeenah celebrated two days every year. He then told the people that they should continue celebrating those two days.
.....
- b. The khutbah for Eed Salaah will be delivered in the language that most of the people speak.
.....
- c. The time for Eed Salaah begins a little while after sunrise and ends before zawaal.
.....
- d. It is acceptable to talk or recite the Quraan during the Eed khutbah.
.....



e. To use miswaak and apply itr are sunnah acts of Eed.

.....

f. The Imaam will deliver two khutbahs on the day of Eed.

.....

3. Which of the following are rules regarding Eed Salaah?

a. To eat something sweet before leaving for the Eedul Fitr Salaah.

b. To give sadaqatul fitr before performing the Eed Salaah.

c. No nafil salaah should be performed before the Eed Salaah.

d. Eed Salaah is waajib.

e. To perform Eed Salaah at the Musallaa (a ground on the outskirts of town set aside for Eed Salaah).

f. There is no athaan or iqamah for the Eed Salaah.

g. Unlike Jummuah the Eed Salaah is performed **before** the two khutbahs.



4. Look at the list of words below. They all have something to do with sunnah acts of Eed. Do you remember all the Sunnah acts of Eed from your lesson?

Then look for the words in the word search:

rise early

ghusl

best clothing

miswaak

itr

eat sweet

sadaqatul fitr


musallaa

takbeer

qurbaani

i	q	s	m	i	s	w	a	a	k	t	h	o
t	u	l	d	r	i	s	e	e	a	r	l	y
r	r	e	m	r	e	m	b	k	e	r	t	h
e	b	s	u	n	n	a	b	h	a	c	t	s
e	a	t	s	w	e	e	t	o	f	e	i	d
m	a	u	s	l	e	i	m	s	c	e	l	l
e	n	b	r	r	a	r	e	e	b	k	a	t
w	i	o	a	a	l	l	a	s	u	m	a	y
b	e	s	t	c	l	o	t	h	i	n	g	s
o	f	e	i	d	m	u	g	h	u	s	l	s
s	a	d	a	q	a	t	u	l	f	i	t	r

To find an important message read the remaining letters in the **first five lines** of the word search.



5. Help a new Muslim:

Alhamdullillaah, Abdullah has just reverted to Islaam. He is still learning Islaam. Abdullah really wants to practice Islaam properly. He is happy to be celebrating the day of Eed, but he is worried because he does not know the proper method of performing Eed Salaah. Make Abdullah happy by explaining the method of performing Eed Salaah to him.

[illegible]



Salaatul Janaazah

"He who follows the Janaazah of a Muslim in a state of Imaan, hoping for reward and remains until the Salaatul Janaazah is performed and the deceased is buried, returns with two 'qeeraats' of reward. Each 'qeeraat' is equal to mount Uhud. He who performs Salaatul Janaazah but does not remain for the burial returns with one qeeraat." (Bukhaaree, Muslim)

When a Muslim passes away it is the responsibility of the community to ensure that he is given a ghusl and that Janaazah Salaah is performed for him before he is buried. Salaatul Janaazah is a dua wherein we beg Allaah ﷻ to forgive the deceased and have mercy on them. If three rows of people perform the Salaatul Janaazah of a deceased, forgiveness becomes binding for him. Salaatul Janaazah for the deceased is a fardhul kifayah responsibility upon the living.

The Times for Janaazah

Janaazah Salaah may be performed at any time of the day or night except during the forbidden times, and just before sunset.

Conditions for Janaazah Salaah

1. The deceased must be a Muslim.
2. Ghusl must be given to the deceased.



Keywords

fardhul kifayah | ghusl | kafan | faraaidh

3. The body must be wrapped in a shroud (kafan).
4. The body of the deceased must be in front of those performing the salaah.

The Faraaidh of Janaazah

There are two faraaidh in Janaazah Salaah:

1. To stand.
2. To say the takbeers.

The Sunan of Janaazah

1. The Imaam will stand in line with the chest of the deceased.
2. To recite thanaa after the first takbeer.
3. To recite salawaat upon Nabee ﷺ after the second takbeer.
4. To recite duaa after the third takbeer.

Position of the Imaam


1. The body of the deceased will be placed in such a manner that the head of the deceased will be on the right side of the Imaam whilst he is facing the qiblah.



Lesson


thirty

2. The Imaam will stand in line with the chest of the deceased.



The Method of Janaazah Salaah

1. To make niyyah by saying "I am performing Janaazah Salaah for the sake of Allaah and for the forgiveness of the deceased behind this Imaam."



2. To recite the first takbeer softly after the Imaam whilst lifting the hands and thereafter folding them.
3. To recite thanaa.
4. To recite the second takbeer softly after the Imaam without lifting the hands.
5. To recite Durood Ibraaheem.
6. To recite the third takbeer softly after the Imaam without lifting the hands.
7. To recite the duaa of Janaazah Salaah for the deceased.
8. To recite the fourth takbeer softly after the Imaam without lifting the hands.
9. To end the salaah by making salaam to the right and then to the left after the Imaam.
10. The rows of the musallees should preferably be an odd number (three, five, or seven, etc.).



Worksheet

1. Answer the following questions:

a. What is Janaazah Salaah?

.....

.....

.....

.....

b. What are the times for Janaazah Salaah?

.....

c. How many faraaidh of Janaazah Salaah are there?

.....

d. What are the faraaidh of Janaazah Salaah?

.....

.....

e. According to the hadeeth, what is the reward for a person who follows the Janaazah of a Muslim in a state of imaan, hoping for reward and remains until the Salaatul Janaazah is performed and the deceased is buried?

.....

.....

.....

.....



2. Fill in the missing word/s in the sentences below. Choose the correct answer for each one from the box below.

fardhul kifayah	four	three	qiblah	four	right
-----------------	------	-------	--------	------	-------

- a. If..... rows of people perform the Salaatul Janaazah of a deceased, forgiveness becomes binding for him.
- b. The body of the deceased will be placed in such a manner that the head of the deceased will be on the side of the Imam whilst he is facing the
- c. There are conditions of Janaazah Salaah.
- d. Salaatul Janaazah for the deceased is a responsibility upon the living.
- e. There are Sunan of Janaazah Salaah.
3. The following sentences have one letter missing from every word. Fill in the missing letters to complete the sentences.
- a. _o r_cite _hanaa _fter _he fi_st
_akbeer.



Lesson

thirty

b. _he _maam w_ll stan_ _n _ine _ith
th_ _hest _f t_e _ceased.

c. T_ _ecite _alawaat u_on Nabe_
(_allallahu Ala_hi _asallam) a_ter th_
econd Takbee.

d. _o reci_e _ua _fter th_ _hird
Ta_beer.

Now cross out all the B's from the following sentence to see what the above sentences are part of.

BBTBHBBBEB BBBSBBUBBBBBNBABBNB BOBBF
BBJBABBNBABBBABBZBABBH

4. In each of the following conditions of Janaazah Salaah there is one word that makes the statement incorrect. Find the one word in each one and replace it with the word that will correct the condition.

- The deceased must be a non-Muslim.
- Sadaqah must be given to the deceased.
- The body must be wrapped in a blanket.
- The body of the deceased must be in front of those performing the duaa.



5. Read the following scenario and answer the questions that follow:

Yunus did not attend Janaazah Salaah before. He sees everyone standing in salaah and becomes very confused about what they are doing. After the salaah he comes to you and asks you to explain to him the method of performing Janaazah Salaah.

Can you explain the method of Janaazah to Yunus?

Do you remember all the things that has to be done in Jangqazah Salaah?

Please try your best to help Yunus. Write down what you would say to him.

[illegible]



Practical Salaah

Before Salaah:

1. Make sure that you have wudhu and your clothes are taahir.
2. Stand respectfully on a taahir place facing the qiblah.
3. Keep both feet straight and parallel, about four fingers apart, with toes pointing towards the qiblah.
4. Be conscious that you are about to speak to Allaah ﷻ.

Niyyah (Intention)

Make the niyyah for the salaah that you wish to perform. (e.g.: "O Allaah I am performing two rakaat fardh of Fajr")

Takbeerut Tahreema

Face the qiblah and lift both hands up to the ear lobes in such a manner that both palms face the qiblah. Then say "Allaahu Akbar" in a tone that can be heard by the Musallee and fold the hands below the navel. Place the hands in such a way that the palm of the right hand is placed over the back of the left hand, with the right thumb and little finger gripping the wrists of the left hand and the three middle fingers of the right hand kept straight and together. While in qiyaam the eyes should be fixed to the spot where the forehead will rest in sajdah.



Thanaa

Read:

سُبْحَانَكَ اللَّهُمَّ وَبِحَمْدِكَ وَتَبَارَكَ اسْمُكَ وَتَعَالَى
جَدُّكَ وَلَا إِلَهَ غَيْرُكَ

Translation:

Purity (from all faults) is only for You, O Allaah, and praise be to You and blessed is Your name, and exalted is Your Majesty, and there is none worthy of worship besides You.
(Tirmizee)

Taawwuth and Tasmiyah

Read:

أَعُوذُ بِاللَّهِ مِنَ الشَّيْطَانِ الرَّجِيمِ
بِسْمِ اللَّهِ الرَّحْمَنِ الرَّحِيمِ

Translation:

I seek protection in Allaah from Shaytaan the rejected one.
(Al-Quraan, 16:98)

In the name of Allaah, the Most Kind, the Most Merciful.
(Al-Quraan, 96:1)

First Rakaat (Suratul Faatihah and additional surah)

Recite Suratul Faatihah and thereafter say Aameen .

Recite "Bismillaahir Rahmaanir Raheem", and a surah. It is necessary to read a minimum of three short aayaat, or one long aayah equal to three short aayaat according to the proper sequence of the Quraan.

Rukoo

Say the takbeer while going into rukoo. In the rukoo clasp both the knees with the fingers apart. Ensure that the arms do not touch the body. Keep the back straight, while the head should neither be lowered nor raised. The eyes should be fixed on the feet. In the rukoo recite the tasbeeh at least thrice.

Read:

سُبْحَانَ رَبِّيَ الْعَظِيمِ

Translation:

Purity belongs to my Sustainer, the Lofty.

(Tirmizee)



Tasmee

Return to the standing position while saying:

سَمِعَ اللَّهُ لِمَنْ حَمِدَهُ

Translation:

Allaah has listened to the one who has praised Him.
(Bukhaaree)

Qowmah

While standing upright, say:

رَبَّنَا لَكَ الْحَمْدُ

Translation:

Our Sustainer, all praise is for You.
(Bukhaaree)

If one goes into sajdah immediately after the rukoo, without standing absolutely erect, he would have left out a waajib act of salaah.

First Sajdah

Go into sajdah while saying the takbeer.

First place the knees on the ground, thereafter the hands, then the nose and the forehead. The head should be placed between the two hands, with the fingers pointing in the direction of the qiblah.

The feet should be kept in a vertical position with toes facing the qiblah. Ensure that the feet are not lifted from the ground or else the salaah will not be valid.

The arms should not touch the sides of the body, nor rest on the ground. The stomach should be away from the thighs. The gaze should be on the tip of the nose while in sajdah.

Recite Tasbeeh at least thrice.

سُبْحَانَ رَبِّيَ الْأَعْلَى

Translation:

Purity belongs to my Sustainer, the Exalted. (Tirmizee)

Jalsah

Sit up straight while saying the takbeer. Do not sit in a stooping position. Let the left foot rest horizontally on the ground and be seated upon it. The right foot should be in a vertical position with the toes facing the qiblah. It is important to sit up erect and pause after the first sajdah. The gaze should rest on the lap. If one goes into the second



Sajdah without sitting absolutely erect, he would have left out a waajib act of salaah.

Second Sajdah

Repeat the second sajdah in exactly the same manner as the first sajdah. One rakaat is now complete.

Second Rakaat

Return to the standing position while saying the takbeer. On getting up from sajdah lift the forehead first, thereafter the nose, and then the knees. When returning to the standing position ensure that the hands are on the knees and not on the ground for support, except in the case of a valid reason. Recite "Bismillaahir Rahmanir Raheem", - Suratul Faatihah and a surah, thus completing the second rakaat in the same manner as the first.

First Qadah

After completing the second sajdah of the second rakaat, sit up in the qadah position while saying "Allaahu Akbar. The Method of qadah is to place the left foot on the ground sitting on it, whilst the right foot is positioned upright and the toes fixed towards the qiblah. The hands must be placed on the thighs, with finger tips near the edge of the knees. It is important that the fingers are kept together and facing the qiblah and not pointing to the ground. The eyes should be fixed on the lap.

Tashahhud

When reciting the shahaadah form a circle with the thumb and the tip of the fore-finger of the right hand. Lift the index finger when saying "Laa ilaaha", and lower it when reciting "illallaah". This formed circle should be maintained till end of the tashahhud in the qadatul ulaa, and till the end of the salaah in the qadatul akheerah.

اَتَّحَيَّاتُ لِلَّهِ وَالصَّلَوَاتُ وَالطَّيِّبَاتُ السَّلَامُ عَلَيْكَ أَيُّهَا
النَّبِيُّ وَرَحْمَةُ اللَّهِ وَبَرَكَاتُهُ السَّلَامُ عَلَيْنَا وَعَلَى عِبَادِ
اللَّهِ الصَّالِحِينَ، أَشْهَدُ أَنْ لَا إِلَهَ إِلَّا اللَّهُ وَأَشْهَدُ أَنَّ
مُحَمَّدًا عَبْدُهُ وَرَسُولُهُ

Translation:

All prayers and worship offered through words, bodily actions and wealth are due to Allaah. Peace be upon you, O Prophet and the mercy of Allaah and His blessings. Peace be upon us and the righteous servants of Allaah. I bear witness that there is none worthy of worship besides Allaah, and I bear witness that Muhammad is His servant and Messenger.

(Bukhaaree)



The third and fourth rakaat

If one is performing more than two rakaat recite only the tashahhud and stand to complete the remaining rakaat while saying "Allaahu Akbar."

Note: It is waajib to add a surah to Suratul Faatihah in the third and fourth rakaat in all salaah besides the fardh Salaah.

Second Qadah

The sitting posture is the same as that of the qadatul ulaa.

In the second qadah after tashahhud recite the Durood Ibraaheem

اَللّٰهُمَّ صَلِّ عَلٰى مُحَمَّدٍ وَعَلٰى اٰلِ مُحَمَّدٍ كَمَا
صَلَّيْتَ عَلٰى اِبْرَاهِيْمَ وَعَلٰى اٰلِ اِبْرَاهِيْمَ اِنَّكَ حَمِيْدٌ

مَجِيْدٌ

اَللّٰهُمَّ بَارِكْ عَلٰى مُحَمَّدٍ وَعَلٰى اٰلِ مُحَمَّدٍ كَمَا
بَارَكْتَ عَلٰى اِبْرَاهِيْمَ وَعَلٰى اٰلِ اِبْرَاهِيْمَ اِنَّكَ حَمِيْدٌ

مَجِيْدٌ

Translation:

O Allaah, shower your mercy on Muhammad and the followers of Muhammad as you have showered your mercy on Ibraaheem and the followers of Ibraaheem. You are the Praiseworthy and Glorious. O Allaah, shower your blessings on Muhammad and the followers of Muhammad as you have showered your blessings on Ibraaheem and the followers of Ibraaheem. You are the Praiseworthy and Glorious.

(Bukhaaree)

The Duaas after Durood

After the durood recite the following duaa:

اَللّٰهُمَّ اِنِّيْ ظَلَمْتُ نَفْسِيْ ظُلْمًا كَثِيْرًا وَلَا يَغْفِرُ
 الذُّنُوْبَ اِلَّا اَنْتَ فَغْفِرْ لِيْ مَغْفِرَةً مِّنْ عِنْدِكَ
 وَاَرْحَمَنِيْ اِنَّكَ اَنْتَ الْغَفُوْرُ الرَّحِيْمُ

Translation:

O Allaah, I have wronged myself greatly and nobody forgives sins except you. Therefore forgive me for forgiveness comes from You only and have mercy on me. Verily You are the Most Forgiving, Most Merciful.

(Bukhaaree)



Or recite:

رَبَّنَا اٰتِنَا فِي الدُّنْيَا حَسَنَةً وَفِي الْآخِرَةِ حَسَنَةً وَقِنَا
عَذَابَ النَّارِ

Translation:

Our Lord, give us good in this world and the hereafter, and save us from the punishment of the fire.

(Al-Quraan 2:201)

Alternatively, one may read any duaa from the Quraan or Hadeeth.

Salaam

Complete the salaah by turning the face to the right saying:

اَلْسَّلَامُ عَلَيْكُمْ وَرَحْمَةُ اللهِ

Translation:

Peace be upon you and the mercy of Allaah.

Then turn the face to the left and repeat the salaam. When making salaam one should make the intention of greeting the angels. When making salaam one's eyes should be fixed on the respective shoulders.

Completion of Salaah

On completion of the salaah, one should recite "Astaghfirullaah" thrice.

Then one should raise both hands to the level of the chest and make duaah to Allaah:

اللَّهُمَّ أَنْتَ السَّلَامُ وَمِنْكَ السَّلَامُ تَبَارَكْتَ يَا ذَا
الْجَلَالِ وَالْإِكْرَامِ، وَالْحَمْدُ لِلَّهِ رَبِّ الْعَالَمِينَ

Translation:

O Allaah, You are peace and from You comes peace. Blessed are You, O Owner of Majesty and Glory. And all praise is due to Allaah, the Sustainer of all the worlds.

(Muslim)

One may recite any other duaah. On completing the duaah wipe the hands over the face. One may also recite Subhaanallaah thirty-three times, Alhamdulillaah thirty-three times, and Allaahu Akbar thirty four times.



Worksheet

Which of the boxes below shows the correct order of practical salaah?

Box A	Box B	Box C
<ul style="list-style-type: none">> Niyyah (Intention)> Thanaa> Takbeerut Tahreema> First Rakaat> Tasmee> Rukoo> Qowmah> First Sajdah> Jalsah> Second Sajdah> First Qadah> Second Rakaat> Third Rakaat> Fourth Rakaat> Second Qadah> Tashahhud> Salaam> Duaas after Durood	<ul style="list-style-type: none">> Takbeerut Tahreema> Niyyah (Intention)> Thanaa> First Rakaat> Rukoo> Tasmee> Qowmah> First Sajdah> Second Qadah> Second Sajdah> Second Rakaat> First Qadah> Tashahhud> Jalsah> Third Rakaat> Fourth Rakaat> Duaas after Durood> Salaam	<ul style="list-style-type: none">> Niyyah (Intention)> Takbeerut Tahreema> Thanaa> First Rakaat> Rukoo> Tasmee> Qowmah> First Sajdah> Jalsah> Second Sajdah> Second Rakaat> First Qadah> Tashahhud> Third Rakaat> Fourth Rakaat> Second Qadah> Duaas after Durood> Salaam

Choose the correct answer for each one below:

- Before salaah one should stand respectfully on a clean place facing the qiblah.
 - Before salaah one should sit in the jalsah position and recite durood three times.




2. a. In the first rakaat of salaah one should recite "Bismillaahir Rahmaanir Raheem" and Surah Faatihah only.

b. In the first rakaat of salaah one should recite Suratul Faatihah and thereafter say Aameen. Then one should recite "Bismillaahir Rahmaanir Raheem" and a surah.
3. a. When going into the sajdah position, one should first place the knees on the ground, thereafter the hands, then the nose and the forehead.

b. When going into the sajdah position, one should first place the forehead on the ground, then the nose, then the hands and thereafter the knees.
4. a. When making takbeerut tahreema one should be sitting down, facing the qiblah and then place the hands on the lap and recite "Allaahu Akbar".

b. When making takbeerut tahreemah one should face the qiblah and lift both hands up to the ear lobes in such a manner that both palms face the qiblah. Then say "Allaahu Akbar".



5. a. In rukoo one should clasp both the knees with the fingers apart.
- b. In rukoo one should bend down and keep both arms on the side of the body.
6. a. The method of qadah is to sit down, place both feet under the body, while facing the qiblah.
- b. The method of qadah is to place the left foot on the ground sitting on it, whilst the right foot is positioned upright and the toes fixed towards the qiblah.
7. a. When making salaam one should make the intention of greeting the angels.
- b. When making salaam one should not make intention of greeting the angels.

Are the following statements True or False?


1. Before you begin your salaah you must make sure that your clothes are clean and you must have wudhu.
.....
2. In practical salaah tasmee comes after rukoo.
.....



3. After making salaam to the right the salaah is complete.
.....
4. When performing salaah you should be conscious that you are about to speak to Allaah ﷻ.
.....
5. The second sajdah in salaah is performed differently to the first sajdah.
.....

Circle all the letters that are not Z and then read from left to right, top to bottom to find two things that you should do on completion of salaah.

RZZZZEZZZZCZZZZZZ
ZZZZIZZZZZZZZZZZZZ
TZZZZEZZZZAZZZZSZ
ZZZTZZZZAZZZZZGZZ
ZZZZZHZZZFZZZZZZZ
ZIZZZZZZRZZZZZUZZ
ZZLZZZZLZZZAZZZHZ
ZZZZAZZZZZZNZZZDZ
ZZZMZZZZZAZZZZKZ
ZEZZZDZZZZZZZZZUZZ
ZZZZZZZZZZZZZZZZZZ
ZAZZZZZZZZZZZZZZZZ
ZZZZZZZZZZZZZZZZZZ



Find the following of words in the word search that follows:

salaah	qiblah	niyyah	surah
qiyaam	thanaa	rukoo	faatihah
qowmah	sajdah	wudhu	quraan
takbeer	tasbeeh	jalsah	salaam
tashahhud	durood		

s	t	a	s	s	q	o	w	m	a	h	n	c	r	q	h
y	a	x	a	a	i	r	z	f	g	i	e	d	u	u	a
d	k	l	l	j	b	c	q	i	y	a	a	m	k	r	s
o	b	w	a	d	l	h	q	y	q	h	n	o	o	a	l
o	e	t	a	a	a	s	a	s	u	r	a	h	o	a	a
r	e	r	m	h	h	h	a	a	n	a	h	t	i	n	j
u	r	d	u	h	h	a	h	s	a	t	u	h	d	u	w
d	v	t	a	s	b	e	e	h	a	h	i	t	a	a	f

Read the following scenarios and answer the questions.

1. Muhammad is 7 years old and just started performing salaah. He begins his salaah by making a niyyah to perform 2 rakaats fardh for Fajr. He completes the takbeerut tahreemah, then recites thanaa. Thereafter Muhammad recites Suratul Faatihah, followed by "Bismillaahir Rahmanir Raheem", and a Surah Ikhlāas. Then Muhammad goes down into rukoo. He stays in rukoo for a long time because he has forgotten what to do



Lesson thirty one

thereafter. Muhammad is stuck and he does not know what to do next. Please help Muhammad by telling him how he should continue with his salaah.

.....

.....

.....

.....

.....

.....

.....

.....

.....

.....

.....

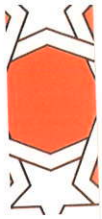
2. Someone comes to you and asks you to explain to them how to perform salaah practically. They have read about practical salaah in books, but they need someone to show them and to explain it properly. How will you go about explaining practical salaah to that person? Try to make it easy for them to understand. Write down what you would say.

.....

.....

.....

.....



3. Hajira completed her salaah and did everything the way she learnt in madrassah. As soon as she makes her second salaam Hajira jumps off the musallaa to go and play with her sister. Hajira's grandmother shouts at her and tells her to come back and sit on the musallaa for a while. Hajira listens but as she sits on the musallaa she doesn't know what to do.
Tell Hajira what she can do after she has completed her salaah.

.....


.....

.....


.....

.....

.....



6 Fiqh made easy



ISBN 191994227-0



9 781919 942278