

Fiqh made easy

تَسْهِيلُ الْفِقْهِ

TAS-HEELUL FIQH

5



تسهيلُ الفقه

TAS-HEELUL FIQH

5

Tasheelul Fiqh Level 5

First Impression 2006

Second Impression 2008

© 2006 JUT Publishing

Jamiatul Ulama Taalimi Board:
Curriculum Development Committee

Floor 2, Baitul Hamd,
32 Dolly Rathebe Road,
Fordsburg 2092,
South Africa
E-mail: taalimi@islamsa.org.za

All Rights Reserved. No part of this publication may be stored in a retrieval system transmitted, or reproduced in any way including but not limited to photocopy, photograph, magnetic or other record without the prior agreement and written permission of the publisher.

As with any educational material, the contributors have been influenced by a number of people to whom they have spoken and books they have read. The contributors acknowledge this with appreciation.

The Curriculum Development Committee have made every effort to ensure accuracy.

A copy of the British Library Cataloguing-in-Publication Data is available from the British Library.

ISBN: 1-919942-21-1

Design: Stratford Design UK

Contents

Lesson one	Najaasah	4-7
Lesson two	Najaasah Hukmee	8-9
Lesson three	Water	10-11
Lesson four	The rules for water	12-15
Lesson five	Istinjaa	16-17
Lesson six	Miswaak	18-19
Lesson seven	Virtues of wudhu	20-21
Lesson eight	How to make wudhu	22-25
Lesson nine	Mustahab acts of wudhu	26-29
Lesson ten	The makrooh acts of wudhu	30-31
Lesson eleven	Actions that break wudhu	32-33
Lesson twelve	Actions that don't break wudhu	34-35
Lesson thirteen	Occasions when wudhu is mustahab ...	36-37
Lesson fourteen	Ghusl	38-39
Lesson fifteen	Ghusl	40-43
Lesson sixteen	The sunnah acts of ghusl	44-45
Lesson seventeen	Occasions when ghusl becomes fardh	46-47
Lesson eighteen	Tayammum	48-49
Lesson nineteen	Faraa'id of tayammum	50-53
Lesson twenty	Masah on the khuf	54-55
Lesson twenty one	Masah on wounds etc	56-57
Lesson twenty two	the waajib actions of salaah	58-61
Lesson twenty three	Sunan in salaah	62-65
Lesson twenty four	Mustahabbaat in salaah	66-67
Lesson twenty five	Makroohaat in salaah	68-70
Lesson twenty six	Mufsidaatus salaah	71-73
Lesson twenty seven	Practical salaah	74-75
Lesson twenty eight	How to read salaah	76-81

Najaasah

A Muslim always stays clean and pure. Nabee ﷺ has said that cleanliness is half of faith. (Muslim). The Salaah and other acts of worship of an impure person are not accepted by Allaah. Impurity in Islaam is called Najaasah.

There two types of Najaasah:

1. **Haqeeqi** - (physical impurity -that which can be felt or seen)
2. **Hukmee** - (a state of impurity- e.g. to be without wudhu)

Haqeeqi is of two types:

1. **Ghaleezah** - (stronger)
2. **Khafeefah** - (lesser)

The following Najaasah (impurities) are Ghaleezah:

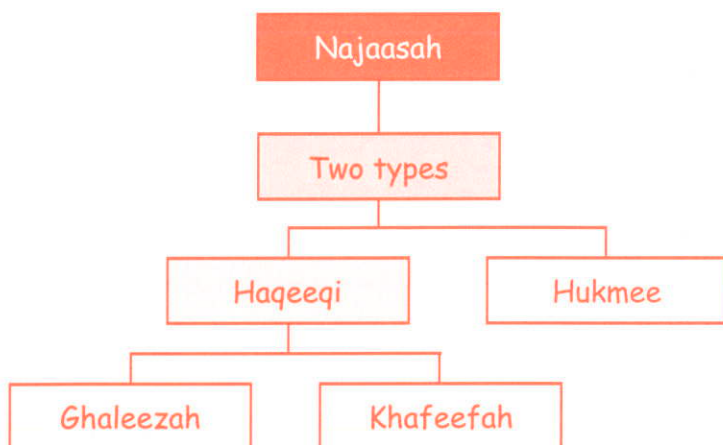
1. Urine, stool, blood or pus of humans.
2. The urine, stool, blood or flesh of all non-halaal animals e.g. lions, cats, dogs.
3. The stool of halaal animals.
4. The dead flesh of halaal or haraam animals.
5. Every part of a pig.
6. The saliva of dogs or the saliva of haraam animals.
7. Fat of haraam animals.
8. Intoxicants such as wine, brandy, beer, etc.
9. The droppings of fowls and ducks.

New words

Compulsory | Sunnah | Categories | Forbidden

The following Najasah (impurities) are Khafeefah:

1. Urine of halaal animals.
2. Droppings of all haraam birds.



- a Urine
- b Pus
- c Blood of human beings
- d The saliva of dogs
- e Every part of a pig


- a Urine of halaal animals
- b Droppings of all haraam birds

1 one

Activities

State whether the following are ghaleezah or khafeefah:

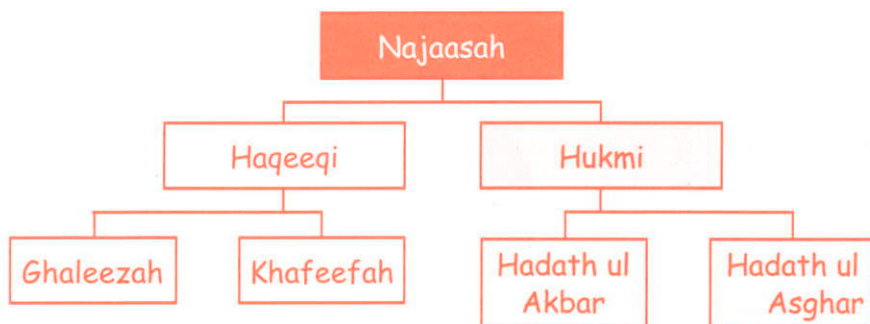
1 The stool of halaal animals.	
2 Urine of sheep.	
3 Urine, stool, blood and pus of humans.	
4 The droppings of an eagle.	
5 Every part of a pig.	
6 Fat of haraam animals.	
7 Urine of cows.	
8 Droppings of a falcon.	
9 Intoxicants like wine or brandy.	
10 Urine of goats.	
11 The saliva of dogs and haraam animals.	
12 The stool and urine of blood and flesh of non halaal animals e.g. lions, cats	
13 Urine of halaal animals	



Najaasah Hukmee

There are two types of Najasah Hukmee:

1. Hadathul Akbar - The greater impurity, which makes it necessary to perform ghusl.
2. Hadathul Asghar - The lesser impurity, which makes it necessary to perform wudhu



To be in the state of haidh
To be in the state of janaabah

Passing urine
Passing stool or wind

New words

Hadathul Akbar | Hadathul Asghar

QUESTIONS

1. Name the two types of Najaasah.

.....

.....

2. If a person's wudhu breaks because of passing urine or stool he will be said to be in the state of

.....

3. A woman in the state of haidh will be in the state of

.....

4. A person who is in the state of janaabat will need to perform

.....

5. A person who passes urine will need to make

.....

Water

Water is one of the greatest gifts that Allaah has given to man. Water has many uses. We use water for drinking, watering our plants and cleaning ourselves. Water also becomes polluted and impure. In order to clean ourselves from impurity the water itself needs to be clean.

Water can be divided into two types:

Flowing Water

Stagnant Water

1. The following are examples of flowing water:

- a Rain
- b Oceans and seas
- c Rivers
- d Wells
- e Melted snow and hail
- f Springs
- g Dams and large pools

2. The following are examples of stagnant water:

- a Water stored in a container e.g. bucket, drum, or tank.
- b Water in a pool that is smaller than 6.5m x 6.5m in size.

New words

flowing water | stagnant water

QUESTIONS

State true or false:

Flowing water	Stagnant water	True or false
1 Rain		
2	Spring	
3 Water stored in a drum		
4 Melted snow		
5	Small pond	
6 Ocean / sea water		
7	Water in a bucket	
8	River	
9 Water stored in a tank		
10 Big pool		
11	Water stored in a container	
12 Well water		

The rules of water

We use only pure water to clean ourselves from an impurity. Water becomes impure under certain conditions. Stagnant water becomes impure even if a little Najaasah falls into it. Flowing water remains taahir even if Najaasah falls into it. It will only be regarded as impure if the colour, taste or smell of the Najaasah is found in the water.

The following rules will help us find out whether water is pure or impure:

1. If the colour, taste, or smell of the water is changed then it will be incorrect, to use such water for tahaarah (cleanliness).
2. If something taahir falls into stagnant water without changing the colour, taste, smell, or liquidity of the water then it could be used for tahaarah. If it does change the colour, taste, smell, or liquidity of the water it will be incorrect to use such water.
3. If soap or bath oils change the smell, colour, or taste of the water, the water will be regarded as taahir as long as the liquidity does not change.
4. Water that is muddy in appearance is taahir and therefore suitable for wudhu or ghusl .
5. If Najaasah falls into flowing water e.g. a dam or a big pool and causes the water to change its colour, taste or smell, it will be incorrect to use such water for tahaarah.


The following types of water will not be permissible for

New words

Tahaarah | polluted

tahaarah:


- a Water that is extracted from trees and fruits. (Juices)
- b If something impure has fallen into stagnant water.
- c If an animal falls and dies in stagnant water.
- d Water that has already been used for wudhu or ghusl.
- e Water in which the signs of Najaasah are greater.
- f Liquid that has been extracted from seeds, roses or any other plants.



QUESTIONS

Fill in the missing words:

1. Water has no or smell.
2. If the colour or taste or smell is changed then it will be to use such water for
3. Water that is muddy in appearance is and therefore suitable for or ghusl.
4. Liquid which has been extracted from any seed, rose or any other plant is not suitable for
5. It is incorrect to use water that has been already used for wudhu or ghusl



Tick off the correct (✓) water which is not permissible for tahaarat.

1. Sea water	
2. Extracted water from trees, fruits, gravy	
3. A kitten died in a drum of water	
4. Vaal dam water	
5. Spring water	
6. Used water from wudhu or ghusl	
7. A tank of water which has more wine than water	
8. Water in a drum from which a dog has drunk.	
9. Water from wells.	
10. Rose water	

Istinjaa

Islaam is a complete way of life. Nabee ﷺ taught us manners about every part of our daily life including the use of the toilet. He has especially warned us about being careless when relieving ourselves. Once Nabee ﷺ passed by two graves. He said that the person in one of the graves is being punished because he did not take care of urine drops falling on his body while urinating (Bukhaaree, Muslim)

As Muslims we practice the following manners when using the toilet:

1. We do not enter the toilet barefoot.
2. We do not face the Qiblah when passing urine or stool.
3. We do not show our back to the Qiblah when passing urine or stool.
4. We do not eat, drink, or talk in the toilet.
5. We do not read any books, or newspapers in the toilet.
6. We do not read dua or Qur'aan in the toilet.
7. We do not enter the toilet with anything on which Allaah's name can be seen.
8. We recite the dua before entering and after leaving the toilet.
9. No one should see us when we answer the call of nature.

QUESTIONS

Search for the words on how to use the toilet and
don't's of istinja:

b	a	r	e	f	o	o	t	l	a	b	o	n	e	l	s
p	r	i	n	t	e	d	p	e	r	i	g	h	t	u	d
q	w	e	r	t	y	u	a	f	i	q	o	p	h	m	f
h	j	k	l	q	a	z	p	t	w	i	s	x	a	p	g
r	f	v	s	h	a	d	e	f	t	b	g	b	n	s	h
d	y	h	c	o	a	l	r	o	n	l	u	j	d	o	b
u	j	m	o	i	k	q	a	o	z	a	x	s	w	f	a
a	b	g	w	t	l	v	f	t	r	f	c	d	e	s	k
y	h	n	d	u	e	j	m	i	k	a	m	a	z	o	e
q	z	a	u	f	f	w	x	s	e	c	c	d	r	i	d
h	n	h	n	o	t	y	h	o	l	e	v	r	f	l	b
m	s	l	g	o	h	p	o	i	j	h	y	g	a	q	r
r	i	g	h	t	a	r	z	i	k	r	w	l	a	z	i
q	t	w	x	e	n	r	f	v	t	g	b	a	y	h	c
a	z	s	c	d	d	q	u	r	a	a	n	s	b	n	k
p	a	t	h	w	a	y	l	k	i	o	p	s	m	v	s

Miswaak

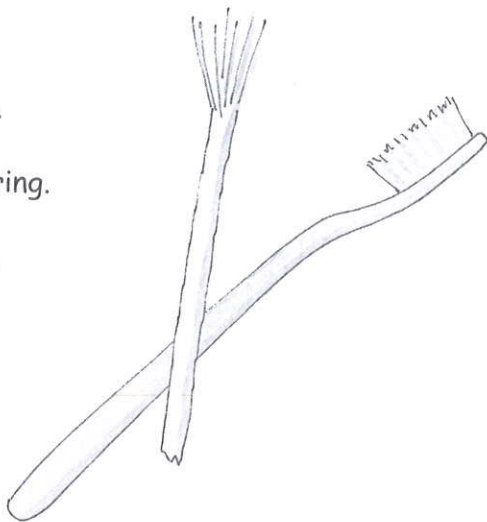
It was a habit of Rasoolullah ﷺ to clean his teeth with a miswaak. Miswaak is a tree- twig- used for brushing and cleansing the teeth. Nabee ﷺ has said: "The miswaak is a means of cleansing the mouth and gaining the pleasure of Allaah." (Bukhaaree)

The benefits of using the Miswaak are as follows:

- It cleans, sweetens the mouth, and removes bad smell.
- It is a cause of Allaah's pleasure and a blow to the devil.
- Allaah and His angels love the person using miswaak.
- It strengthens the gums and improves eye-sight.
- It increases the reward of salaah by seventy times.

We make miswaak on the following occasions:

- On awakening.
- When making wudhu.
- Before and after eating.
- Before sleeping.
- Before going to a gathering.
- Upon leaving home.
- Before reciting Qur'aan.



New words

miswaak

QUESTIONS

1. What is a miswaak?

.....

2. What is the status of miswaak?

.....

3. List three benefits of miswaak.

a.

b.

c.

4. When to use miswaak?

a.

b.

c.

d.

e.

Virtues of Wudhu

Ahadeeth:

Aboo Hurairah رَضِيَ اللَّهُ عَنْهُ says that Rasoolullah صَلَّى اللَّهُ عَلَيْهِ وَسَلَّمَ has said, "Should I not direct you to that which wipes out sins and raises your stages?" They (the Sahaba) said, "Yes, indeed O' Prophet of Allaah". He said 'To perform wudhu perfectly even under difficult conditions, excessive footsteps to the masjid, to wait for (the next salaah) after having performed salaah. That is your defence (against shaytaan)". (Maalik)


Uthmaan رَضِيَ اللَّهُ عَنْهُ says that Rasoolullah صَلَّى اللَّهُ عَلَيْهِ وَسَلَّمَ said: "Whoever performs wudhu and does so perfectly, his sins would fall off his body, even from under his nails". (Bukhaaree)

Aboo Hurairah رَضِيَ اللَّهُ عَنْهُ says that Rasoolullah صَلَّى اللَّهُ عَلَيْهِ وَسَلَّمَ said, "Certainly my Ummah will be called on the day of Qiyamah with extremely shining faces and limbs on account of the effects of wudhu.

"So he who is able to extend the shine of his limbs let him do so." (Bukhaaree, Muslim)

New words

Mutawad-dhi



How to make Wudhu

The key to salaah is wudhu. Just as a broken key cannot open a door, an improper wudhu will not open the door to Salaah. (i.e. Salaah will not be accepted)

The person making wudhu is called a Mutawad-dhi.

1. The mutawad-dhi should try to face the Qiblah while making wudhu.

2. When making niyyat (intention) of wudhu, recite

بِسْمِ اللَّهِ الرَّحْمَنِ الرَّحِيمِ

In the name of Allaah, All praise is due to Allaah the Beneficent, the Merciful.

3. Wash both hands upto the wrists thrice, beginning with the right hand.
4. Thereafter make miswaak and rinse (gargle) the mouth thrice.
5. Put water thrice into the nostrils with the right hand and clean the nose with the little finger of the left hand. If a mutawad-dhi is fasting, water should not be drawn higher than the soft or fleshy part of the nostrils.
6. Then wash the entire face thrice. The face should be washed from the tip of the hairline on the forehead till just below the chin and from one ear to the other ear. Water must reach below the eyebrows as well.

New words Fardh - plural Faraaidh |

Sunnah - plural Sunan | Mutadhi

7. Make khilaal of the beard. (Pass wet hands through the beard)
8. Thereafter wash the right hand including the arm and the elbow, thrice. Then wash the left hand in exactly the same way. Ensure that a tight fitting ring is rotated so that no part of the finger remains dry.
9. Make masah of the whole head, masah of the ears, and masah of the nape (i.e. back of the neck) and khilaal of the fingers of both the hands.
10. Thereafter wash the right foot thrice including the ankles and then the left foot in exactly the same way. It is necessary to make khilaal of the toes when washing the feet.

Faraaidh acts in wudhu

Allaah Ta'ala says in the Qur'aan:

"Oh Believers! When you prepare for salaah, wash your faces, and your hands including the elbows; and make masah of (pass your wet hands upon) your heads, and wash your feet including the ankles". (Suratul-Maa-idah-Aayah 6).

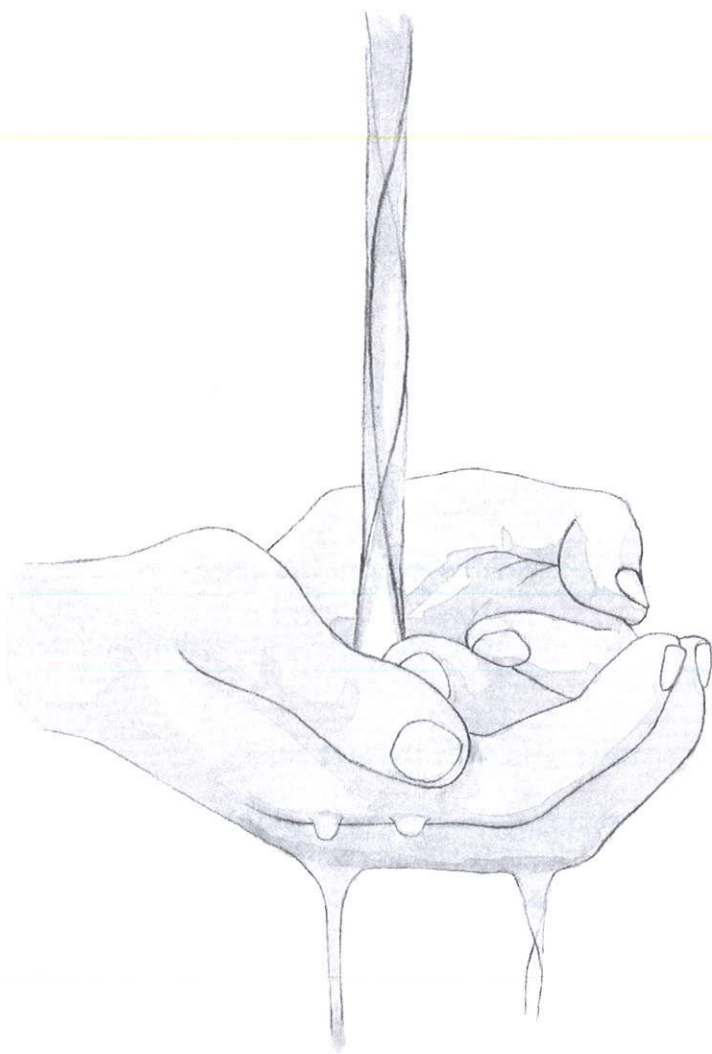
There are four fardh acts in wudhu. They are:

1. To wash the full face from the hairline of the forehead to below the chin and from one earlobe to the other earlobe once.
2. To wash both arms including the elbows once.
3. To make masah - wipe wet hands- over one quarter of the head once.
4. To wash both feet including the ankles once.

Sunnah acts in wudhu

There are thirteen sunnah acts in wudhu. They are:

1. To make niyyah - intention.
2. To recite Tasmiyyah - Bismillaah.
3. To wash both hands including the wrists three times.
4. To clean the teeth using the miswaak.
5. To gargle three times.
6. To put water into the nostrils three times.
7. To make khilaal of the beard - pass wet fingers through the beard.
8. To make khilaal of the fingers and toes.
9. To wash each part three times.
10. To make masah of the whole head once.
11. To make masah of both the ears once.
12. To make wudhu in correct sequence.
13. To wash each limb before the previous limb dries - eg. To wash the hands before the face dries.



The mustahab acts of wudhu

Certain acts are encouraged when making wudhu. These acts perfect the wudhu and increase our reward. If these acts are left out, wudhu will still be correct. We carry out these acts because they show our love for Allaah and His deen.

Some of the Mustahabs of wudhu are:

1. To sit on a raised place so that the water does not splash on you.
2. To face the Qibla.
3. To make wudhu without the help of another person.
4. To recite the respective Duaas while washing the limbs.
5. To insert the small finger into the inner ears.
6. To use the right hand for putting water into the mouth and nose.
7. To clean the nose with the left hand.
8. To read the shahadatayn after wudhu.
9. To drink the left over water while standing (if the water was used from a container).

New words

Shahadat | Shahadatayn (plural)

QUESTIONS

State if the following is Fardh, Sunnah, Mustahab or Makrooh acts in wudhu.

1. To sit on a raised place so that water does not splash on you
.....
2. To make masah of both ears
.....
3. To make masah of at least a quarter of the head
.....
4. To make wudhu in proper sequence
.....
5. To be aided in the making of wudhu without a valid reason
.....
6. Washing both hands upto and including the elbows once
.....
7. To recite Bismillah
.....
8. To use less water than required
.....

9. To face the Qibla

10. To read the two shahadats after wudhu

11. To clean the nostrils with the right hand

12. To gargle thrice

13. To turn or move a tight ring

14. To make miswaak

15. Washing both feet upto and including the ankles once

16. To splash water on the face

17. To wash each part three times

18. To make niyyah

19. To insert the smallest fingers into the holes of the ears

20. To waste water

21. Washing of the face from the hair of the forehead to below the chin, and from one earlobe to the other earlobe once

22. To put water into the nostrils three times

23. To recite Bismillah on washing every limb

24. To use new water for each masah

25. To drink the left over water while standing

أَشْهَدُ أَنْ لَا إِلَهَ
إِلَّا اللَّهُ وَأَشْهَدُ أَنَّ
مُحَمَّدًا رَسُولُ اللَّهِ

The makrooh acts of Wudhu

There are certain acts that are disliked when making wudhu. These acts lessen the reward of wudhu and cause its blessings to be lost. We must avoid these acts because they are disliked by Allaah تَعَالَى.

There are eight makroohaat in wudhu:

1. To make wudhu in an impure (najas) place.
2. To clean the nostrils with the right hand.
3. To speak of worldly things while making wudhu.
4. To waste water.
5. To use less than the required amount of water.
6. To splash water on the face.
7. To take assistance from another person without a reason.
8. To use water more than once when making masah.

New words

Mustahab - plural Mustahabaat | Makrooh - Makroohaat

QUESTIONS

List the Fardh, Sunnat, Mustahab and Makrooh of wudu in the correct columns below:

FARDH	SUNNAT	MUSTAHAB	MAKROOH

Nawaaqidhul wudhu

Actions that break wudhu

When wudhu breaks, we are in the state of Hadathul Asghar (lesser impurity).

When a persons wudhu breaks he cannot do the following:

1. Perform salaah.
1. Touch the Holy Qur'aan or any aayah.
2. Sajdah-Tilaawah.
3. Tawaaf .


Actions that break wudhu:

1. Passing stool, urine or wind.
2. The flowing of blood or pus from any part of the body.
3. Vomitting a mouthful.
4. To laugh (loudly) while performing salaah.
5. To become unconscious.
6. To become insane.

New words

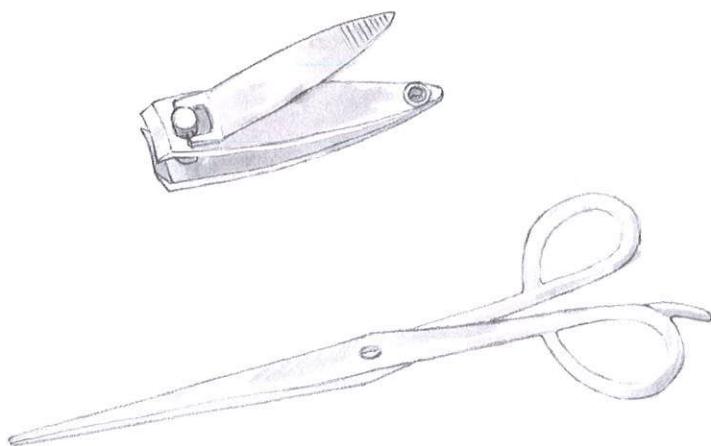
Nawaaqidh

7. To be intoxicated.
8. Bleeding in the mouth when the blood is more or equal to the saliva.
9. To sleep while lying down or resting against something.



Acts that do not break Wudhu

1. When blood or pus does not flow beyond the wound.
2. When dry skin falls off the body.
3. To vomit less than a mouthful.
4. To vomit phlegm, even if it is a mouthful.
5. To sleep without leaning against an object.
6. To cut hair or nails.
7. To touch the private parts.



New words

phlegm

QUESTIONS

State if the following are Nawaqidh or non Nawaqidh of Wudhu.

1. Passing of stool, urine or wind	
2. Falling of dry skin from the body	
3. Falling off to sleep	
4. To vomit less than a mouth full	
5. Any form of intoxication	
6. When blood is visible from a wound without it flowing from it	
7. To become unconscious due to illness or any other reason.	
8. To vomit phlegm even it be a mouth full	
9. When the blood is more or equal to the saliva	
10. Cutting of hair and nails	
11. To laugh aloud while performing salaah	
12. To vomit a mouth full	
13. The discharging of blood or pus from any part of the body.	
14. To lean or sleep in such a position that if the object leaned against is removed	
15. To become insane.	

Occasions when Wudhu is mustahab

A Mustahab act is a deed loved by Allaah. It draws us closer to Allaah, and increases our reward. It is Mustahab to be in the state of wudhu at all times.

If it is not possible, then it is Mustahab to make wudhu on the following occasions:


1. On awakening from sleep.
2. When calling out the Athaan.
3. When delivering the Khutbah.
4. When learning or teaching deen.
5. When making Thikr.
6. After giving ghusl to the mayyit
7. When carrying the Janaazah.
8. When visiting the mubaarak (blessed) grave of Nabee
صلى الله عليه وسلم
9. On the plains of Arafaat ,on the 9th of Thul Hijjah.
10. When making Saaee between Safa and Marwa.
11. When overtaken by anger.

QUESTIONS

From the list below tick (✓) all the occasions when the performing of wudhu is mustahab.

Salaah		Thikr	
Awakening		Driving	
Qur'aan		Mayyet	
Athaan		Janaaza	
Eating		State	
Learning lessons		Mubaarak grave	
Toilet		School	
Touching Islaamic books		Arafaat	
Shopping		Saaee	
Anger			

Ghusl



QUESTIONS

1. What does ghusl mean

.....

.....

.....

.....

.....

2. Without ghusl what will not be accepted

.....

.....

3. In the state of Hadath Akbar and Asghar the following will not be permissible:


a salaah.

b Holding the

c Make

d Entering a

e of the noble Kaabah.



Ghusl

Allaah says in the Holy Qur'aan:

"If you are impure clean yourselves thoroughly" (make ghusl)
Ghusl is a special method of washing the entire body to become clean from the greater impurity. Ghusl is only complete if every part of our body is wet. A clean body is loved by Allaah and also protects us from germs and sickness."

The fardh acts of ghusl



The following acts are fardh in ghusl:

1. To gargle.
2. To put water in the nostrils up to the bone.
3. To pour water over the entire body from head to toe without leaving a single hair dry.

How to make ghusl

The following method is the sunnah manner of making ghusl:

1. Wash both the hands up to the wrists.
2. Make istinja.
3. Wash off any impurities from the body.

- 
- 
4. Perform wudhu. If one is making ghusl in such a place where the water pools around the feet, then the feet should be washed at the end of ghusl.
 5. After wudhu, pour water over the head three times.
 6. Thereafter, pour water over the right shoulder three times.
 7. Then pour water over the left shoulder three times.
 8. Wash the feet if they were not washed at the time of wudhu.

NB: When pouring water over the body, ensure that no part remains dry even to the extent of a hair.

QUESTIONS

1. List the fardh acts of ghusl

a

b

c

2. Rearrange the following statements so as to make ghusl systematically.

a Make full wudhu.

b Pour water over the whole body.

c Wash off all the impurities.

d Pour water over the left hand side of the body.

e Now pour water on the right hand side of the body.

f Wash both hands upto the wrists.

g Wash the parts of istinja.



1

.....

2

.....

3

.....

4

.....

5

.....

6


.....

7

.....

The sunnah acts of Ghusl

1. Make Niyyah (Intention.)
2. Wash the hands upto the wrists.
3. Wash off all impurities.
4. Wash the private parts.
5. Perform wudhu.
6. Pour water over the whole body three times. Start from the head, thereafter the right shoulder and then over the left shoulder.
7. Rub the body when pouring water over it.



Occasions when Ghusl becomes fardh

1. When one is in the state of janaabah.
2. When a woman is in the state of haidh.
3. When a woman is in the state of nifaas.

One who is in need of a Fardh Ghusl is in a state of Hadathul Akbar, and is not allowed to do the following:

1. Perform salaah.
2. Touch or recite the Holy Qur'aan.
3. Perform sajdah tilaawah.
4. Enter a masjeed.
5. Make tawaaf

Occasions when ghusl is sunnah

1. The day of Jumuah.
2. The two Eids.
3. Before wearing the Ihraam.
4. For a Hajjee in Arafaat.

Occasions when ghusl is mustahab

1. On embracing Islaam.
2. After giving ghusl to the dead.
3. On entering Makkah and Madeena.
4. On becoming mature (baaligh).
5. Returning from a journey.
6. For the salaah of solar and lunar eclipse.

New words

Eclipse

QUESTIONS

Place the following in the correct columns

Fardh, Sunnah and Mustahab occasions of Ghusl.

FARDH	SUNNAH	MUSTAHAB
On embracing Islaam	When in the state of janaabah	The two eids
Before entering into Ihraam	After giving ghusl to the dead	For Haji in Arafaat
On the day of Jumuah	When a woman is in the state of Haiz	On entering Makkah and Madeena
On becoming mature	Returning from a journey	On the night of Bar'at and Lailatul Qadr
	For the salaah of Solar and Lunar eclipse	

FARDH	SUNNAH	MUSTAHAB

Tayammum

The Holy Qur'aan says:

"...If you do not find water, then use clean soil, and wipe your faces and hands with it."

Tayammum is to purify one's self from hadathul akbar or hadathul asghar, using sand when one is unable to use water or when one is unable to find water, within one Shar'ee mile which is 1.81 kms.

Method of tayammum

1. Make Niyyah by saying: "I am performing Tayammum to obtain purity."
2. Strike both palms on soil and shake off excessive dust.
3. Wipe both palms over the face. Ensure that no part of the face is left out.
4. Strike both the palms on the soil for the second time and after shaking off excessive dust, wipe the outer part of the arm, beginning from the fingertips upto and including the elbow .
5. Thereafter wipe the inner part of the arm beginning from the elbow till the fingertips, ensuring no part is left out, including the inner thumb.
6. Repeat the same procedure with the left arm.

Important:

If any area to the extent of one hair is left unwiped the Tayammum is invalid.

Ensure that khilaal is made of the area between all the fingers and the thumb.

New words

Tayammum

QUESTIONS

1. What does Tayammum mean

.....

.....

.....

.....

.....

.....

.....

.....

2. What does a person do when he has no water to make wudhu and wants to read salaah.

.....

.....

.....

.....

.....

.....

.....

.....

.....

.....

.....

.....

.....

.....

.....

.....

.....

.....

.....

Faraaidh of Tayammum

1. To make Niyyah.
2. To strike both palms on sand and wipe the face.
3. To strike both palms on sand and wipe the arms, including the elbows.

Things that break tayammum

1. All things that break wudhu break tayammum.
2. When water is found. (In the case where tayammum was performed in the absence of water.)
3. When the illness is cured. (In the case when Tayammum was performed due to an illness).

Things on which tayammum is permitted

- 1) Taahir (clean) soil
- 2) Stone, even if there is no sand on it.
- 3) Lime stone.
- 4) Unbaked clay pot.
- 5) Mud wall
- 6) Brick.
8. Clay
9. All things on which there is a thick layer of dust.

Things on which tayammum is not permitted

1. Metal if there is no thick layer of dust on it.
2. Glass if there is no thick layer of dust on it.
3. Wood if there is no thick layer of dust on it .
4. All kinds of foodstuff
5. Anything that burns to ash, melts or rots.

New words

Taahir | clay | melts | rots

QUESTIONS

1. List the Faraaidh of Tayammum

a

b

c

2. List the acts that break Tayammum

a

b

c

State whether TRUE or FALSE.

If false write the correct answer:

a. Tayammum breaks when one makes istinja

.....

b. Is it correct for a person who is in good health and has water available to make tayammum

.....

c. Can a person wanting to make tayammum use the dust on a plastic bucket.

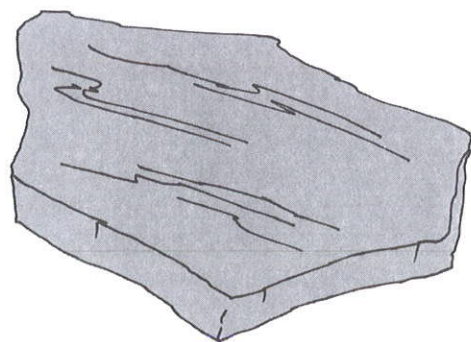

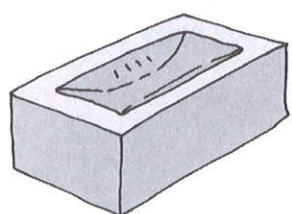

.....

d. Can a person use a burnt log for tayammum. Is his tayammum valid?

.....

Search for the words for things with which tayammum are permitted and things on which tayammum are not permitted.

b	a	s	e	f	o	o	t	l	a	f	o	o	d	l	m
p	r	a	n	t	e	d	p	i	r	i	g	h	t	u	e
q	w	a	r	t	y	u	a	m	i	q	o	p	h	m	t
e	a	r	t	h	e	r	n	p	w	o	o	d	a	p	a
r	f	v	s	h	a	d	e	o	t	b	r	i	c	k	l
t	h	i	c	k	d	u	s	t	n	l	u	j	d	o	b
u	j	m	o	i	k	q	a	s	z	a	x	s	w	f	a
a	b	g	w	t	l	v	f	t	r	f	c	d	e	s	k
y	h	n	d	u	e	a	r	t	h	a	m	a	z	t	m
q	z	a	u	f	f	w	x	s	e	c	c	d	r	o	u
h	n	h	n	o	t	y	h	o	l	e	v	r	f	n	d
m	s	l	g	o	h	p	o	i	j	h	y	c	a	e	w
r	i	g	h	t	a	r	z	i	k	r	w	l	a	z	a
q	t	w	x	e	n	o	f	v	t	g	b	a	y	h	l
a	z	s	c	d	d	t	u	r	a	a	n	y	b	n	l
p	a	m	e	l	t	s	l	k	i	o	p	s	m	v	s



Masah on the khuf

The Shariaah has allowed us to make masah on leather socks instead of washing our feet when making Wudhu.

Nabee ﷺ has allowed a musaafir (traveler) to make masah on the leather socks for three days and three nights, and one day and one night for a person not traveling. (Muslim)

A Khuf is a sock that is not transparent, and water does not seep through it. It must be strong enough to walk in it for three sharee miles (5.4 kms). Khuffain on which masah is made are generally made of leather.

Socks made of cotton, nylon, etc. are not regarded as Khuffain.

The method of making masah

1. Pass wet fingers of the right hand on the upper surface of the khuffain starting from the toes and ending at the foreleg just above the ankle.
2. The masah should be done once only on each sock.

Note: It is fardh to make masah on each sock, covering the full surface area of three fingers from the toes to the foreleg

New words

Khuf - plural Khuffain

QUESTIONS

1. What does khuf mean:

.....

.....

.....

.....

2. What is the status of masah on the khuf

.....

.....

.....

3. Label the following drawing

The method of making masah.



21 **twenty one**

Masah on wounds, bandages & plasters

When making wudhu or ghusl, if it is harmful to wash any part of the body or if it is not possible to wash any part of the body (because of a plaster) then it will be permissible to make masah of the affected area.

Masah on wounds

If pouring water over a wound, injury or sore is harmful then it would be permissible to make masah of the affected part.

Masah on the bandage

If a wound or sore is bandaged and one will experience difficulty in opening and tying the bandage, then masah should be made over the bandage. If this difficulty does not exist then one will have to remove the bandage.

Masah on a plaster

Masah should be made over the plaster since it cannot be removed.

Method of masah

1. Pass wet fingers over the bandage or plaster.
2. It is however necessary to wash the portion around the bandage or plaster.

New words

Masah

QUESTIONS

1. When does one make masah on bandage or plaster.

.....

.....

.....

.....

.....

.....

2. List the method of making masah on bandage or plaster

.....

.....

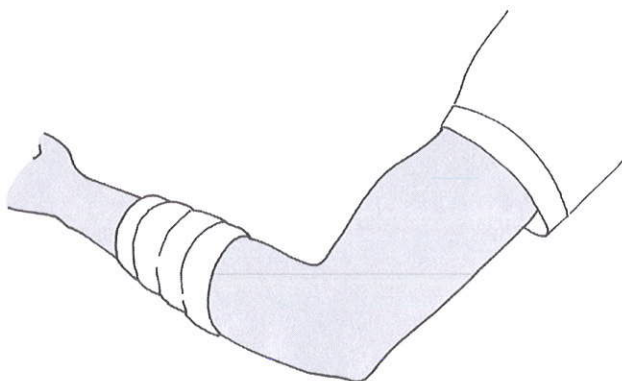
.....

.....

.....

.....

.....



The waajib actions in salaah

Certain acts are compulsory in salaah. If any of these acts are left out salaah will not be complete. These acts are either called Fardh or Waajib.

You have already learnt that there are six acts that are Fardh in Salaah.

They are:

1. Takbeerut Tahreema
1. Qiyaam (standing position)
2. Qiraat (recitation of at least three short aayahs or one long aayah of the Qur'aan).
3. Ruku (to bow down)
4. Sajdah (to prostrate) There are two sajdahs in a rakaah.
5. Qaadah Akheerah (to sit at the end of the last rakaah for as long as it takes to read the tashahhud.)

If any fardh act is left out the salaah will not be accepted and has to be repeated.

However if a wajib act is left out, the Salaah can still be corrected.

New words Waajib | Qiraat | Qaadah | Jalsah |
Taraweeh | Qawmah | Tashahhud | Takbeer | Duaa ul Qunoot

There are thirteen wajibaat in salaah:

1. To recite Surah Faatihah.
2. To recite atleast three short verses or one long verse after Surah Faatihahh in every rakaat of sunnah or nafl Salaah.
3. To recite atleast three short verses, or one long verse after Surah Faatihahh in the first two rakaahs of the Fardh Salaah.
4. To perform every act calmly, without haste.
5. To maintain the proper sequence in qira'ah, ruku, and sajdah.
6. To recite the qiraah softly in the fardh salaah of Zuhr and Asr, and loudly in all other fardh salaahs, including Jumu'ah, Eid, Taraaweeh and Witr salaah in Ramadhaan.
7. Qawmah (to stand up straight after ruku).
8. Jalsah (to sit between the two sajdahs).
9. To read Tashahhud in the two Qaadahs.
10. Qaadatul ula (to sit for the Tashahhud after every two Rakaaahs in a three or four rakaah salaah).
11. To end the salaah by making salaam.
12. To recite Duaa-ul-Qunoot in witr salaah.
13. To make six extra Takbeers in both the Eid Salaahs.

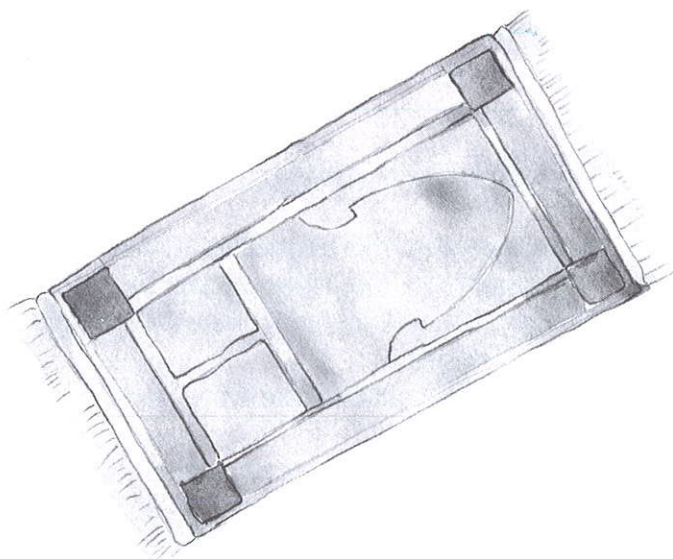
QUESTIONS

Match column A with Column B:

A	B
1 To maintain the correct sequence	a By making salaam
2 To perform	b Takbeers in both the eid salaahs
3 To read surah Faatihah	c Rakaat of witr salaah, also recite Duaa ul Qunoot
4 To read	d In the two qaadahs
5 To read qira'ah	e To sit for tashahhud at every 2 rakaats in 3 or 4 rakaats salaah
6 To read	f The orders in qiraat, ruku, sajdah and rakaats.
7 To recite the qiraat aloud	g To read tashahhud in the 2 qa'dahs
8 Qawmah	h i.e. to recite 3 short aayahs or 1 long aayah after surah Faatihah in the first 2 rakaats of fardh salaah
9 Jalsah	I To sit between the 2 jalsahs
10 To read Tashahhud	j In fajr, maghrib, esha, jumuah, eid, taraweeh and witr salaah in ramadhaan. To read the qiraat softly in zuhr and asr salaah

11 Qaadatul Ulaa	k Standing up straight [erect] after ruku
12 To end the salaah	l Surah Faatihah
13 To say Takbeer in third	m Faatihah before any other surah or aayahs
14 To make six extra	n Every action perfectly.

A	1	2	3	4	5	6	7	8	9	10	11	12	13	14
B														



Sunan in salaah

Sunnah refers to such deeds, which were practiced by Nabee ﷺ. Leaving out a Sunnah act will lessen the reward and beauty of our salaah, though the salaah will be accepted. If we follow the sunnah of Nabee ﷺ we earn the love of Allaah and His Nabee. We should therefore not leave out a Sunnah without a good reason.

Below are the Sunan of Salaah

Sunan in Qiyaam:

1. To raise both hands upto the ears when making Takbeerut Tahreema.
2. Keep the fingers of both hands open with the palms facing the Qiblah, while raising the hands for the Takbeer.
3. Fold hands below the navel by placing the right wrist on the left hand.

Sunan of Recital:

1. To recite the Takbeer while changing from one posture to the other.
2. To recite Thana softly at the beginning of the first raka'ah.
3. To recite Taawwuz at the beginning of the first raka'ah.
4. To recite Tasmiya (Bismillahir Rahmaanir Raheem) at the beginning of every raka'ah.
5. To recite Surah Faatiha only, in the third and fourth raka'ah of fardh salaah.
6. To say Aameen softly after the recitation of Surah Faatiha.
7. To recite so much Qiraah as is Sunnah for every Fardh Salaah.

New words

Thana | ta'awuz | tasmiya

Sunan of Ruku and Sujood:

1. To keep the back and the head at the same level when making ruku.
2. To recite Tasbeeh when one is in the Ruku and Sujood (three times).
3. When coming up from the ruku, the Imaam should say the Tasmee' and the Muqtadi should say Tahmeed. A Munfarid has to say both Tasmee' and Tahmeed.
4. When going into Sajdah first place the knees onto the ground, followed by the hands, the nose and the forehead.

Sunan of Qa'dah and Jalsa

1. In Qa'dah or Jalsah, place the left foot on the ground horizontally. Sit on the left foot while keeping the right foot erect so that the toes of the right foot face towards the Qiblah. Place both hands on the thighs.
2. To raise the fore-finger while saying the Shahaadah in Tashahhud.
3. To recite Durood Ibraaheem in the Qaadah Akheera after Tashahhud.
4. To recite a permitted Duaa after Durood Ibraaheem.
5. To turn the face when making salaam, first to the right, then to the left,
6. To make niyyah of salaam to the angels and the Musallis.



QUESTIONS

1. List the 2 sunan before salaah:

a

b

2. What are the sunan of qiyaam and takbeer tahrima?

a

b

c

d

e

3. What are the sunan of qiraat?

a


b

c

d

e

f



4. List the sunan of ruku and qowmah:

a

b

c

d

5. List the sunan of sajdah and qaadah:

a

b

c

d

Mustahabbaat in salaah

Certain acts are encouraged when making Salaah. These acts perfect the Salaah and increase the reward. If these acts are left out, Salaah will still be correct. We carry out these acts because they show our love for Allaah and His deen.

1. It is mustahab to fix your gaze at specific places during Salaah:

Qiyaam - at the place of Sajdah.

Ruku - on the feet.

Jalsah - towards the lap.

Sajdah - towards the tip of the nose.

Salaam - towards the shoulders.

2. To say Tasbeeh more than three times in Ruku and Sajdah.
3. To cover the mouth with the outer portion of the right hand when yawning in the Qiyaam position and with the outer left hand while in all other postures.

New words

Musthab | mustahabbaat

QUESTIONS - Mustahabbaat

1. Where should the person performing salaah keep his gaze while in the following postures:

a Qiyaam:

b Ruku:

c Jalsah and Qa'dah:

d While making salaam:

2. List 3 other mustahab actions in salaah

a

b

c

Makroohaat in salaah

There are certain acts that are disliked when making Salaah. These acts lessen the reward of Salaah and cause its blessings to be lost. We must avoid these acts because they are disliked by Allaah تَعَالَى.

1. To perform salaah bare-headed.
2. To fiddle with one's clothing or with any part of the body.
3. To say Salaah when one has the urge to answer the call of nature.
4. To crack the fingers.
5. To place the fingers of the one hand into the fingers of the other hand.
6. To look around or to turn the face away from the Qiblah.
7. To place both the arms and wrists on the ground in Sajdah.(For men)
8. To make Salaah while facing another person.
9. To purposely yawn or cough.
10. To close the eyes.
11. To stand alone in the last row if there is place in the front row.
12. To perform salaah with clothing that has pictures or faces on them.
13. To perform salaah in a room where pictures of living objects are exposed.
14. To count the amount of aayah or tasbeeh on the fingers.
15. To stretch in salaah.
16. To do something contrary to the sunnah in salaah.

Makroohaat

State whether TRUE or FALSE.

If false write the correct answer:

1. Not make salaah bare-headed and not to be clothed with short sleeves
.....
2. Not to close one's eyes
.....
3. To do something contrary to the sunnah in salaah
.....
4. It is not makrooh for the men to place both the arms and wrist on the ground in sajdah
.....
5. To say salaah when one has the urge to answer the call of nature
.....
6. Not to play with one's clothing or with any part of one's body
.....

Fill in the correct phrases from the list given below to complete the sentences.

A

1. To perform salaah when one has

2. To look around or

3. To make salaah while

4. To yawn or cough intentionally

5. To stand alone in the last row

6. To perform salaah with

7. To stretch

8. To count the amount

B

A. To remove laziness.

B. To answer the call of nature.

C. And not preventing it if one can do so.

D. Or to turn one's face away from qiblah.

E. Of ayaah and tasbeeh on one's fingers.

F. Faces and pictures of living things.

G. Another person is facing one.

H. If there is place in the front row.

Mufsidaatus salaah

Things that break salaah

Salaah is a special way of communicating with Allaah تَعَالَى. It has to be carried out according to strict rules and conditions. Certain acts are improper and incorrect for a person who is in Salaah and will therefore cause the Salaah to be null and void. In this case the entire salaah has to be repeated.

Acts that break Salaah are:

1. To talk in salaah even if it be a single word, knowingly or unknowingly.
2. To make a sound, or to say "Ooh!" or "Aah".
3. To make or reply to salaam verbally or by any other method, while in salaah.
4. To reply to one who has sneezed, or to say "Aameen" to a Duaa not connected to his own salaah.
5. To say "Innalillaahi wa innaa ilaihi raajioon" on hearing some bad news or to say "Alhamdulillah" on hearing good news.
6. To correct a person other than the Imaam in Qira'ah.
7. To recite the Qur'aan while looking at the text.
8. To make a mistake while reading the Qur'aan, which would completely change the meaning.
9. To do such actions that gives others the impression that one is not reading salaah (Aamaal Katheer).
10. To eat or drink knowingly or unknowingly.
11. To walk to the extent of two rows.
12. To turn the chest away from the Qiblah.
13. To delay in covering the satr, when it becomes uncovered.
14. To laugh aloud in salaah .
15. To make Sajdah in an impure (najas) place.
16. To stand in front of the Imaam in a Fardh salaah.


New words

Mufsidaat

QUESTIONS

Complete the Mufsidaat by filling in the gaps

1. Talk in salaah or many words knowingly and unknowingly.
2. To make a or to say "Oh" due to
3. To a person or to salaam verbally or by any method while in salaah.
4. To to one who has
5. Stand in front of the
6. To make Sajdah in a
7. To delay in covering the
8. Amal-e-Khatheer is giving others the one is not salaah.
9. To aloud in salaah.
10. To make a that changes the meaning.
11. To or knowingly or unknowingly.
12. To turn the away from the Qiblah.
13. To recite the Qur'aan while looking at the
14. To reply to one who has or to say to any Duaa.
15. Correct a person other than the in qiraat not connected to his own salaah.
16. To say bad news and to say when hearing good news.



Practical salaah

Before Salaah:

1. Make sure that you have Wudhu and your clothes are taahir.
2. Stand respectfully on a taahir place facing the Qiblah.
3. Keep both feet straight and parallel, about four fingers apart, with toes pointing towards the Qiblah.
4. Be conscious that you are about to speak to Allaah

Niyyah (Intention)

Make the niyyah for the salaah that you wish to perform.

Takbeerut Tahreemah

Lift both hands up to the ear lobes in such a manner that both palms face the Qiblah. Then say "Allaahu Akbar" and fold them below the navel. Place the hands in such a way that the palm of the right hand is placed over the back of the left hand, with the right thumb and little finger gripping the wrists of the left hand and the three middle fingers of the right hand kept straight and together. While in Qiyaam the eyes should be fixed to the spot where the forehead will rest in Sajdah.

Thanaa

Read

سُبْحَانَكَ اللَّهُمَّ وَبِحَمْدِكَ وَتَبَارَكَ اسْمُكَ وَتَعَالَى جَدُّكَ وَلَا إِلَهَ غَيْرُكَ.

Translation:

Glory to You, praise for You, blessed is your name, exalted is Your Majesty and there is no God but You, O Allaah.

Ta-awwuth and Tasmiyah

Read

أَعُوْذُ بِاللّٰهِ مِنَ الشَّيْطَانِ الرَّجِيْمِ

بِسْمِ اللّٰهِ الرَّحْمٰنِ الرَّحِيْمِ

Translation:

I seek protection in Allaah from Shaytaan, the rejected one
In the name of Allaah, the Most Kind, the Most Merciful

First Raka'ah (Suratul Faatihah and additional surah)

Recite Suratul Faatihah and thereafter say Aameen (softly).
Recite "Bismillahir Rahmaanir Raheem", and a sura. It is necessary to read a minimum of three short aayaat, or one long aayah equal to three short aayaat according to the proper sequence of the Qur'aan.

Ruku

Say the Takbeer while going into ruku. In the ruku clasp both the knees with the fingers apart. Ensure that the arms do not touch the body. Keep the back straight, while the head should neither be lowered nor raised. The eyes should be fixed on the feet. In the ruku recite the tasbeeh at least thrice.

سُبْحَانَ رَبِّيَ الْعَظِيمِ

Translation:

Glory be to my Lord, the Great

28 twenty eight

How to read salaah

Tasmee

Return to the standing position while saying:

سَمِعَ اللَّهُ لِمَنْ حَمِدَهُ

Translation:

Allaah has listened to the one who has praised Him.

Qowmah

While standing say:

رَبَّنَا لَكَ الْحَمْدُ

Translation:

O our Sustainer, praise be to You alone.

If one goes into sajdah immediately after the Ruku, without standing absolutely erect, he would have left out a Wajib act of Salaah.

First Sajdah

Go into Sajda while saying the Takbeer.

First place the knees on the ground, thereafter the hands, then the nose and the forehead. The head should be placed between the two hands, with the fingers pointing in the direction of the Qiblah.

The feet should be kept in a vertical position with toes facing the Qiblah. Ensure that the feet are not lifted from the ground or else the salaah will not be valid.

The arms should not touch the sides of the body, nor rest on the ground. The stomach should be away from the thighs.

Recite tasbeeh at least thrice.

سُبْحَانَ رَبِّيَ الْأَعْلَى

Translation:

Glory be to my Lord, the Most High.

When in sajdah

Jalsah

Sit up straight while saying the Takbeer. Do not sit in a stooping position. It is important to sit up erect and pause after the first sajdah. If one goes into the second sajda without sitting absolutely erect, he would have left out a Wajib act of salaah.

Second Sajdah

Repeat the second sajdah in exactly the same manner as the first sajda. One rakaah is now complete.

Second Rakaah

Return to the standing position while saying the Takbeer. On getting up from sajdah lift the forehead first, thereafter the nose, and then the knees. When returning to the standing position ensure that the hands are on the knees and not on the ground for support, except in the case of a valid reason. Recite "Bismillahir Rahmaanir Raheem", - Suratul Faatiha and a surah, thus completing the second rakaah in the same manner as the first.

First Qaadah

After completing the second sajdah of the second raka'ah, sit up in the Qaadah position while saying "Allaahu Akbar. The method of Qaadah is to place the left foot on the ground sitting on it, whilst the right foot is positioned upright and the toes fixed towards the Qiblah. The hands must be placed on the thighs, with finger tips near the edge of the knees. It is important that the fingers are kept together and facing the Qiblah and not pointing to the ground. The eyes should be fixed on the lap.

Tashahhud

التَّحِيَّاتُ لِلَّهِ وَالصَّلَوَاتُ وَالطَّيِّبَاتُ السَّلَامُ عَلَيْكَ أَيُّهَا النَّبِيُّ وَرَحْمَةُ
اللَّهِ وَبَرَكَاتُهُ، السَّلَامُ عَلَيْنَا وَعَلَى عِبَادِ اللَّهِ الصَّالِحِينَ، أَشْهَدُ أَنْ لَا
إِلَهَ إِلَّا اللَّهُ وَأَشْهَدُ أَنَّ مُحَمَّدًا عَبْدُهُ وَرَسُولُهُ.

Translation:

All the praises, prayers and good things belong to Allaah.
O Prophet! Peace be upon you and His mercy and His blessings.
Peace be upon us and upon the pious servants of Allaah. I bear
witness that there is no god but Allaah and Mohammad is His
servant and His messenger.

When reciting the Shahadah form a circle with the thumb and fore-finger of the right hand. Lift the index finger when saying "Laa ilaaha", and lower it when reciting "illallaah". This formed circle should be maintained till end of the Tashahhud.

The third and fourth rakah

If one is performing more than two rakaah recite only the Tashahhud and stand to complete the remaining rakaah while saying "Allaahu Akbar."

Note: It is Wajib to add a Surah to suratul Faatihahh in the third and fourth rak'ah in all Salaah besides the Fardh Salaah.

Second Qaadah

In the second qaadah after Tashahhud read the Durood Ibraaheem

اللَّهُمَّ صَلِّ عَلَى مُحَمَّدٍ وَعَلَى آلِ مُحَمَّدٍ كَمَا صَلَّيْتَ عَلَى إِبْرَاهِيمَ
وَعَلَى آلِ إِبْرَاهِيمَ إِنَّكَ حَمِيدٌ مَجِيدٌ. اللَّهُمَّ بَارِكْ عَلَى مُحَمَّدٍ وَعَلَى آلِ
مُحَمَّدٍ كَمَا بَارَكْتَ عَلَى إِبْرَاهِيمَ وَعَلَى آلِ إِبْرَاهِيمَ إِنَّكَ حَمِيدٌ مَجِيدٌ.

Translation:

O, Allaah, shower Your mercy upon Muhammad صَلَّى اللَّهُ عَلَيْهِ وَسَلَّمَ
and the followers of Muhammad صَلَّى اللَّهُ عَلَيْهِ وَسَلَّمَ, as You
have showered Your mercy upon Ibraaheem عَلَيْهِ السَّلَام and
the followers of Ibraaheem عَلَيْهِ السَّلَام, You are Praiseworthy,
Glorious.

O, Allaah, shower Your blessings upon
Muhammad صَلَّى اللَّهُ عَلَيْهِ وَسَلَّمَ and the followers of Muhammad
صَلَّى اللَّهُ عَلَيْهِ وَسَلَّمَ, as You have showered Your Mercy upon
Ibraa'eem عَلَيْهِ السَّلَام and the followers of Ibraaheem عَلَيْهِ السَّلَام ;
You are Praiseworthy, Glorious.

The Duaas after Durood

After the Durood recite the following Duaa:

اَللّٰهُمَّ اِنِّيْ ظَلَمْتُ نَفْسِيْ ظُلْمًا كَثِيْرًا وَلَا يَغْفِرُ الذُّنُوْبَ اِلَّا اَنْتَ،
فَاغْفِرْ لِيْ مَغْفِرَةً مِّنْ عِنْدِكَ وَاَرْحَمَنِيْ اِنَّكَ اَنْتَ الْغَفُوْرُ الرَّحِيْمُ.

Translation:

O, Allaah, I have been extremely unjust to myself, and none grants forgiveness of sins, except You, therefore, forgive me, (for verily) forgiveness comes only from You, and have mercy upon me. Verily You are the Forgiving, the Merciful.

Or recite:

رَبَّنَا اٰتِنَا فِي الدُّنْيَا حَسَنَةً وَفِي الْآخِرَةِ حَسَنَةً وَقِنَا عَذَابَ النَّارِ.

Translation:

O, our Sustainer, grant us good in this world, and the hereafter, and save us from the torments of the fire.

Alternatively, one may read any Duaa from the Qur'aan or Hadeeth.

Salaam

Complete the salaah by turning the face to the right saying:

السَّلَامُ عَلَيْكُمْ وَرَحْمَةُ اللَّهِ

Translation:

Peace be upon you and the mercy of Allaah.

Then turn the face to the left and repeat the salaam. When making salaam one should make the intention of greeting the angels. When making salaam one's eyes should be fixed on the respective shoulders.

Completion of Salaah

On completion of the salaah, one should recite "Astaghfirullah" thrice. Then one should raise both hands to the level of the chest and make Duaa to Allaah:

اَللّٰهُمَّ اَنْتَ السَّلَامُ وَمِنْكَ السَّلَامُ، تَبَارَكْتَ يَا ذَا الْجَلَالِ وَالْاِكْرَامِ.
سُبْحَانَ رَبِّكَ رَبِّ الْعِزَّةِ عَمَّا يَصِفُوْنَ، وَسَلَامٌ عَلَى الْمُرْسَلِيْنَ وَالْحَمْدُ
لِلّٰهِ رَبِّ الْعَالَمِيْنَ.

Translation:


O, Allaah, You are Peace, and from You comes peace, Blessed are You, O the Owner of Majesty and Glory.

One may recite any other Duaa. On completing the Duaa wipe the hands over the face. One may also recite SubhanAllaah اَلْحَمْدُ لِلّٰهِ thirty-three times, Alhamdulillah اَلْحَمْدُ لِلّٰهِ thirty-three times, and Allaahu Akbar اَللّٰهُ اَكْبَرُ thirty four times.

5 Fiqh made easy



ISBN 1-919942-21-1



9 781919 942216