

Fiqh made easy

تَسْهِيلُ الْفِقْهِ

# TAS-HEELUL FIQH

# 2





تَسْهِيلُ الْفِقْهِ

# TAS-HEELUL FIQH

2

**Tasheel-ul-Fiqh Level 2**

First Impression 2004

Second Impression 2008

© 2004 JUT Publishing

Jamiatul Ulama Taalimi Board:  
Curriculum Development Committee

1st Floor, Baitul Hamd,  
32 Dolly Rathebe Road,  
Fordsburg 2092,  
South Africa  
E-mail: taalimi@islamsa.org.za

All Rights Reserved. No part of this publication may be stored in a retrieval system transmitted, or reproduced in any way including but not limited to photocopy, photograph, magnetic or other record without the prior agreement and written permission of the publisher.

As with any educational material, the contributors have been influenced by a number of people to whom they have spoken and books they have read. The contributors acknowledge this with appreciation.

The Curriculum Development Committee have made every effort to ensure accuracy.

A copy of the British Library Cataloguing-in-Publication Data is available from the British Library.

ISBN: 1-919942-06-8

Design: Stratford Design UK

# Contents



<b>Lesson one</b>	Using the toilet .....	6 - 9
<b>Lesson two</b>	Virtues of wudu .....	10 - 13
<b>Lesson three</b>	Faraaidh of wudu .....	14 - 17
<b>Lesson four</b>	Things that break wudu .....	18 - 19
<b>Lesson five</b>	Practical wudu .....	20 - 23
<b>Lesson six</b>	Ghusl .....	24 - 25
<b>Lesson seven</b>	Salaah .....	26 - 29
<b>Lesson eight</b>	The times of salaah .....	30 - 33
<b>Lesson nine</b>	Postures of salaah .....	34 - 38
<b>Notes to Muallim/ah .....</b>		<b>39</b>



*Bismillahir Rahmaanir Raheem* بِسْمِ اللَّهِ الرَّحْمَنِ الرَّحِيمِ

## INTRODUCTION TO *FIQH*

Allaah *Ta'aala* has commanded us to worship and obey Him. He sent Nabee Muhammad *Sallallahu Alaihi Wa Sallam* to teach us how to obey and worship Him. We cannot worship Allaah *Ta'aala* according to our own understanding. Our worship has to be in accordance to the laws of Allaah

*Ta'aala*. The rules and regulations which outline the method of worship and obedience are termed as "Fiqh" The manner of purifying ourselves, the manner of performing Salaah, Fasting, Haj, Zakaah, Nikaah, etc. is explained to us through the subject of Fiqh. We acquire a clear understanding of the Deen through the study of Fiqh. Nabee Muhammad *Sallallahu Alaihi Wa Sallam* said:

*"Whenever ever Allaah ﷻ desires good for a person, he grants him deep understanding of the deen. I only distribute (the knowledge) whilst Allaah ﷻ bestows (it to me)."*

The great and famous Imaams have extracted the rules and regulations of Fiqh from the Qur'aan and Ahadeeth. Imaam Aboo Haneefah, Imaam Shaafi'ee, Imaam Maalik and Imaam Ahmad bin Hambal (May Allaah's mercy be upon them) are some of the great Imaams. After a deep study of the Sharee'ah, they have compiled books on Fiqh, making it easy for us to follow the Deen.

# Lesson one

## Using the Toilet

Our Deen is a complete way of life. Islaam teaches manners and habits for every part of our lives, even when we use the toilet. Islaam teaches us respect and cleanliness, when using the toilet. No one must see you when you are passing urine or stool. Make sure you leave the toilet clean after using it.

1. We do not enter the toilet barefoot and bare head.
2. We do not face the Qiblah while passing urine or stool.
3. We do not show our back to the Qiblah while passing urine or stool.
4. We do not eat, drink, or talk in the toilet.
5. We do not read any books, or newspapers in the toilet.
6. We do not read du'a or Qur'aan in the toilet.
7. We do not enter the toilet with anything on which Allaah's name can be seen.



## KEYWORDS:

bare foot

eat

newspaper

qiblah

talk

read

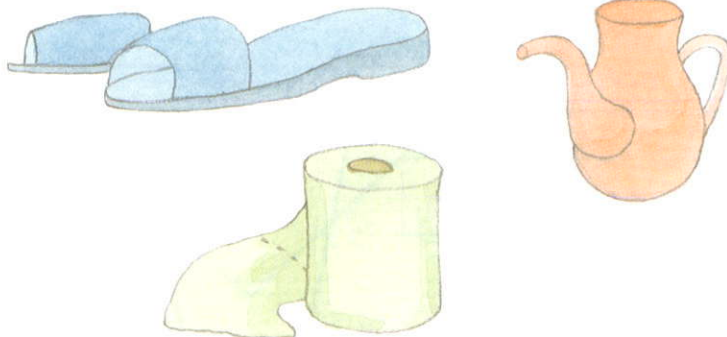
face

books

## Questions

Answer true or false:


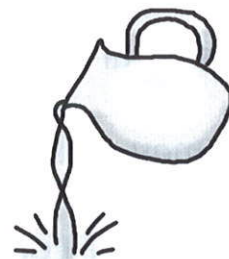
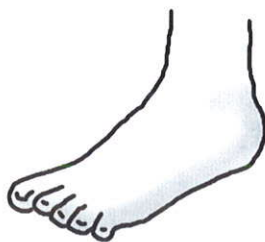
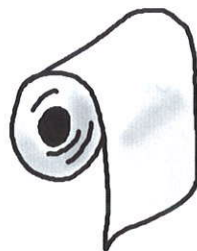
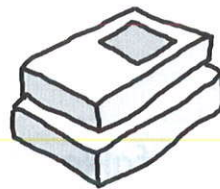

1. We may enter the toilet barefoot.
2. We do not face or show our back to the Qiblah while passing urine or stool.
3. We may talk to our friends while relieving ourselves.
4. We do not read any du'a in the toilet.
5. We must leave the toilet in a clean state.





# Activities

Circle the things we must not do on entering the toilet



Colour in activity

Match the words and circle the correct one

Each of the words tells us what not to do in the toilet.

eat ..... feet beat eat ate

book ..... took look hook book

read ..... weed read greed need

talk ..... fork walk talk stork

---

Join the dots

bare foot

eat

read

# Lesson two

## Virtues of Wudu

Wudu is a special way of cleaning ourselves taught to us by Allaah تَعَالَى. We make wudu before performing salaah or touching the Qur'aan. Wudu cleans our body and washes our sins. Salaah is not accepted without wudu. We cannot hold the Qur'aan without wudu.

1. Wudu will cause our face, arms, and feet to shine brightly on the Day of Qiyaamah (Bukhaaree, Muslim).
2. Our Prophet صَلَّى اللَّهُ عَلَيْهِ وَسَلَّمَ will recognise us through our brightly shining body parts on the Day of Qiyaamah (Ahmad).
3. Wudu is the key to salaah (Ahmad).



Salaah



## KEYWORDS:

wudu

touching

performing

salaat

Qur'aan

Qiyaamah

## Questions



1. When will I make wudu?

A

B

2. Wudu is the key to .....

3. Wudu will cause our ..... and  
to shine bright on the day of qiyaamah.




# Activities

We must make wudu for the following activities:

Tick (✓) the correct one and (X) in the incorrect one

salaah		eating	
touching the Qur'aan		making dua	
going to toilet		fasting	
travelling by car		dressing	



**Colour in activity**

## Unscramble these words

udwu

w

alasa

s

raunQa

Q

thocu

t

---

## Colour the words and join the dots

wudu

wudu

salaah

salaah



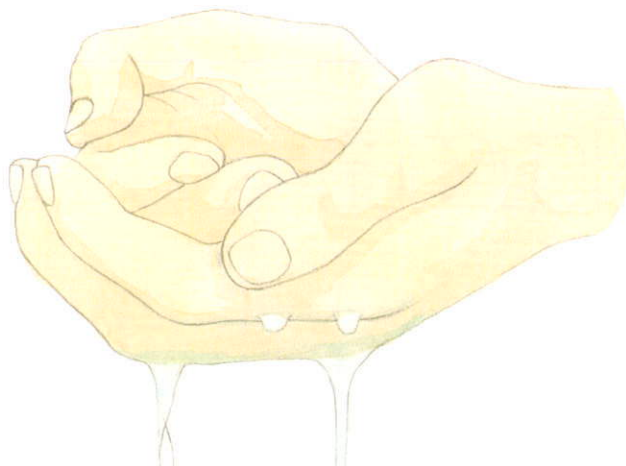
# Lesson three

## Faraaidh of wudu

There are certain parts of the body that must be washed in Wudu. It is fardh - compulsory to wash these parts. If any of these parts remain dry, wudu is not complete. Salaah is not accepted without complete wudu.

The Faraaidh of wudu are as follows:

1. To wash the full face.
2. To wash both the arms.
3. To make mas-hah of the head. Mas-hah is to pass wet hands over the quater head.
4. To wash both the feet.



## KEYWORDS:

face

arms

feet

wash

mas-hah

## Questions

1. I must wash my .....
2. I must ..... both my .....
3. I must make ..... of my .....
4. I must ..... my feet.

## Tick off the faraaidh of wudu (✓)

- |                                    |  |
|------------------------------------|--|
| <input type="checkbox"/> Wash toes | <input type="checkbox"/> Wash feet           |
| <input type="checkbox"/> Wash back | <input type="checkbox"/> Wash clothes        |
| <input type="checkbox"/> Wash face | <input type="checkbox"/> Mas-hah of the ears |
| <input type="checkbox"/> Wash arms | <input type="checkbox"/> Mas-hah of the head |
| <input type="checkbox"/> Wash legs | <input type="checkbox"/> Mas-hah of the nape |

# Activities

Put the faraaidh of wudu in correct order

arms

head

face

feet

1.	2.	3.	4.
----	----	----	----

Colour the correct answer in the blocks

Faraaidh of wudu

1. There are 

6	8	3	4
---	---	---	---

 faraaidh of wudu.

2. It is fardh to wash the

ears	chin	forehead	face	eyebrows
------	------	----------	------	----------

3. It is fardh to wash both

ears	eyes	hands	toes	arms
------	------	-------	------	------

4. It is fardh to make mas-hah of the

head	beard	ears	nose	neck	toes
------	-------	------	------	------	------

5. It is fardh to wash both

arms	hands	feet	ears
------	-------	------	------

**Colour in activity**



## Unscrambled these words

deah    **h**    \_ \_ \_ \_

shaw    **w**    \_ \_ \_ \_

etef    **f**    \_ \_ \_ \_

mar    **a**    \_ \_ \_

---

## Join the dots

foot

wash

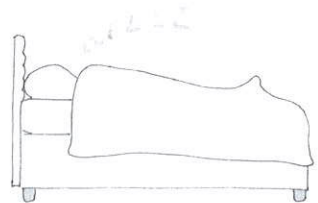
mess-hah

# Lesson four

## Things that break wudu

A Muslim who has Wudu is pure and clean. When his wudu breaks, he is no longer pure and clean. He has to make Wudu again before performing Salaah or reciting the Qur'aan.

1. Wudu breaks when we sleep
2. Wudu breaks when we pass urine
3. Wudu breaks when we pass stool
4. Wudu breaks when we pass wind.



**Colour in activity**

## KEYWORDS:

Sleep

pass urine

stool

break

## Questions

1. When I sleep my wudu .....
  2. My wudu breaks when I pass ..... or .....
  3. Does my wudu break when I break wind? .....
- 

~~Cross out~~ the acts that break wudu:

- |                   |                      |
|-------------------|----------------------|
| a. eating         | d. passing urine     |
| b. sleeping       | e. going for a drive |
| c. drinking water | f. breaking wind     |
- 

Join the dots



# Lesson five

## Practical wudu

### The method of making wudu:

1. Make niyyah (intention)
2. Read Bismillah
3. Wash both hands upto the wrist three times
4. Make miswaak
5. Gargle the mouth three times
6. Clean the nose three times
7. Wash the face three times
8. Wash both arms three times
9. Make khilaal of the fingers (Khilaal is to pass the wet fingers of one hand between the fingers of the other hand)
10. Make mas-hah of the whole head
11. Wash both feet and make khilaal of the toes. (Pass a wet finger between the toes)



## KEYWORDS:

bismillah

gargle

khilaal

wrist

miswaak

arms

toes

niyyah

"Salaah before which miswaak is made is seventy times better than a salaah (performed) without making miswaak." (Baihaqi)

## Questions

1. How many times must each part be washed? .....
2. What is mas-hah? .....
3. What is khilaal? .....
4. What should be read before starting wudu?  
.....
5. Explain the practical wudu .....

# Activities

Colour all the activities necessary practical for wudu in blue and the other words in red.

learn Qur'aan	clean your home	bismillah	wash both arms
cut nails	wash whole head	makkah	atha'an
wash both feet	use a towel	wash hands	read salaah
make dua	drive car	use water jug	gargle miswaak
clean the nose	wash socks	khilaal of fingers	washing knees
go to masjid	read asr salaah	mas-hah of the head	cleaning shoes

**Colour in activity**

### Put in correct order for making wudu

- a. wrist b. bismillah c. toes d. gargle e. miswaak  
f. khilaal of the toes g. arms h. nose i. niyyah  
j. Khilaal of the fingers k. mas-hah of the head  
l. face

1.	2.	3.	4.
5.	6.	7.	8.
9.	10.	11.	12.

### Join the dots

niyyah

toes

arms




# Lesson six

## Ghusl

Ghusl means to take a bath. The whole body must be washed when making ghusl. We must not waste water when making ghusl. It is fardh - compulsory to wash every part of the body. If any part remains dry, ghusl will not be complete.

### The Faraaidh of ghusl are:

1. To gargle the mouth
2. To put water into the nostrils
3. To pour water over the whole body



## KEYWORDS:

gargle

nostrils

water

mouth

whole body

pour

## Questions

1. I must ..... my whole .....
2. I must put ..... in my .....
3. I must ..... over my whole body.

Draw lines to the correct answers:

1. When making ghusl we must first
2. Next we must
3. Thereafter we must

- a. gargle mouth
- b. wash ears
- c. rinse nostrils
- d. brush teeth
- e. clean nails
- f. wash whole body



# Lesson seven

## Salaah

Salaah is the most important act of worship in Islaam. On the day of Qiyaamah, the first thing Allaah shall question us about is our salaah.

"Once Nabee ﷺ came out of his house. It was autumn and the leaves were falling off the trees. He caught hold of a branch of a tree and the leaves began falling in large numbers. He said, :O Aboo Zarr, When a Muslim offers his salaah to please Allaah, his sins fall off him (just) as leaves fall of this tree."  
(Ahmad)

"Salaah is the key to jannah" (Ahmad)

"Salaah is the pillar of Deen" (Bayhaquee)

### Muslims read five salaahs in a day

The names of the five Salaah are:

1. Fajr
2. Zhuhr
3. Asr
4. Maghrib
5. Ishaa

## KEYWORDS:


autumn

sins

pillar

offers

virtues



### Questions

1. Salaah is the key to .....
2. Salaah is the ..... of .....
3. What is the name of the first salaah? .....
4. Name the second salaah? .....
5. Name the third salaah? .....
6. Name the fourth salaah? .....
7. Name the fifth salaah? .....



# Activities

## Search for the five daily Salaah

fajr

m	a	g	h	r	i	b
f	y	i	o	l	z	r
s	f	a	j	r	s	i
b	m	r	y	a	w	q
x	o	r	h	u	h	z
k	l	b	t	n	s	a
a	a	h	s	i	t	v

zhuhr

asr

maghrib

ishaa

Colour in activity

Colour the words, join the dots and match the Arabic to the English words

صَلَاةٌ

sins

ذُنُوبٌ

virtues

أَرْكَانُ

saladah

فَضَائِلُ

pillars

# Lesson eight

## The times of salaah

Allaah ﷻ has fixed the time for each Salaah. To delay Salaah without a good reason is a major sin. A person who misses a single salaah is like one who has lost all his family and belongings

### The times of salaah:

1. Fajr is read in the early part of the morning before the sun rises.
2. Zhuhr is read after midday (noon)
3. Asr is read in the late afternoon
4. Maghrib is read after the sun sets.
5. Ishaah is read at night.



## KEYWORDS:

early morning

after midday

before sunrise

late afternoon

after sunset

night

## Questions

1. What are the times of day for the following salaah:

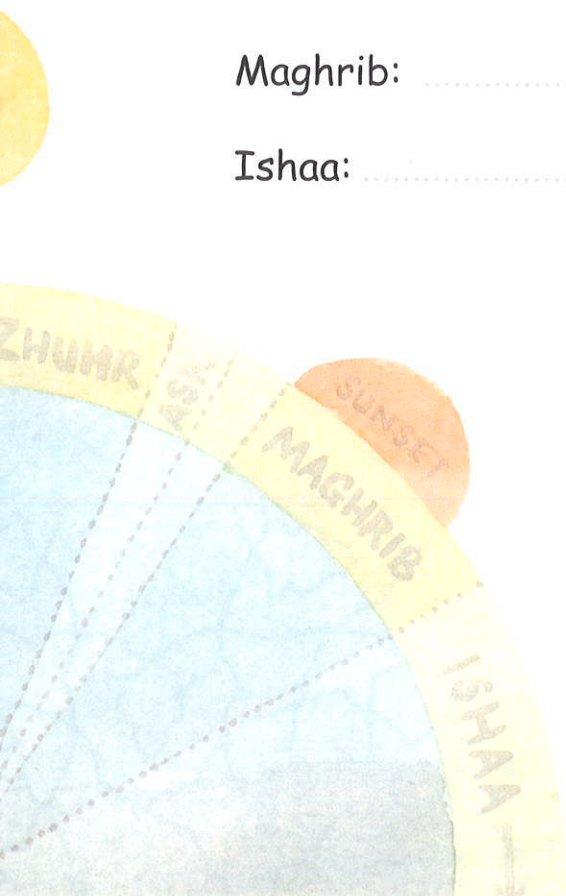
Fajr: .....

Zhuhr: .....

Asr: .....

Maghrib: .....

Ishaa: .....





# Activities

Match the salaah with the time of day

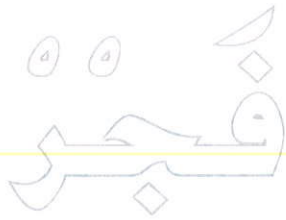
asr
maghrib
zhuhr
ishaa
fajr

early morning
night
after sunset
afternoon
after midday



**Colour in activity**

Colour the words, join the dots and match the Arabic to the English words



asr




fajr



zhuhr



ishaa



maghrib

# Lesson nine

## Postures of salaah

One day a man entered the masjid while Nabee صَلَّى اللَّهُ عَلَيْهِ وَسَلَّمَ was sitting in the corner. He read salaah and then came to make salaam with Nabee صَلَّى اللَّهُ عَلَيْهِ وَسَلَّمَ. Nabee صَلَّى اللَّهُ عَلَيْهِ وَسَلَّمَ returned his salaam and told him to read his salaah again. The man repeated his salaah and returned to Nabee صَلَّى اللَّهُ عَلَيْهِ وَسَلَّمَ. Nabee صَلَّى اللَّهُ عَلَيْهِ وَسَلَّمَ told him to repeat his salaah again. After repeating his salaah three times Nabee صَلَّى اللَّهُ عَلَيْهِ وَسَلَّمَ told him to complete every posture correctly by making sure that he keeps still before going into the next posture. (Bukhaaree and Muslim)

Nabee صَلَّى اللَّهُ عَلَيْهِ وَسَلَّمَ also said: "The worst thief among people are those who steal in their salaah." They (Sahaabah) asked: "How can he steal in his salaah?" He replied: "He does not complete its rukoo and sujood." (Ahmad)

## KEYWORDS:

standing

posture

rest forehead

bow

sajdah

rukoo

right left

thief

Qiyaam - to stand	Rukoo - to bow
Qaumah - to stand after Rukoo	Sajda - to rest the forehead on ground
Jalsah - to sit between sajdahs	Qadah - to sit after 2 or 4 rakaats
Salaam - to turn the head to the right then to the left to end salaah.	

## Questions

What do the following mean? Explain by means of actions.

a. Qiyaam

e. Jalsah

b. Rukoo

f. Qadah

c. Qaumah

g. Salaam

d. Sajdah



# Activities

Unscramble these words

tsnaingd **s** \_\_\_\_\_

owb **b** \_\_\_\_\_

rste **r** \_\_\_\_\_

ghtri **r** \_\_\_\_\_

eflt **l** \_\_\_\_\_

After activities include a practical demonstration  
by each child.

**Colour in activity**

Colour the words, join the dots and match the Arabic to the English words

قَدَّاح

Qadah

رُكُوع

Qiyaam

سَلَامَة

Salaam

سَجْدَة

Qaumah

سَاجِدَة

Sadjah

سَلَام

Rukoo

## Word search

Qiyaam

Jalsah

to bow

Rukoo

Qadah

to stand

Qaumah

Salaah

Sajdah

a	q	d	f	r	m	k	f	s	f	h	t	a	s	d	f
g	i	j	m	q	a	u	m	a	h	z	o	c	f	r	h
u	y	j	n	m	p	k	d	d	s	d	b	t	r	e	h
b	a	n	j	d	t	j	p	r	g	h	o	d	f	h	y
h	a	a	s	e	g	j	k	u	i	o	w	p	s	s	w
a	m	v	c	v	h	j	u	k	f	w	w	t	y	a	a
z	p	y	v	d	e	g	j	o	s	t	u	i	k	j	s
d	f	g	u	e	k	s	t	o	w	e	l	j	b	d	r
w	e	s	a	l	a	a	h	s	r	t	m	i	q	a	q
d	t	j	p	r	g	h	o	d	f	h	v	j	f	h	p
q	a	d	a	h	w	a	t	g	v	i	o	a	k	q	d
j	u	k	f	w	w	t	y	a	a	f	b	l	a	t	j
g	j	o	s	t	u	i	k	j	s	b	f	s	n	m	z
s	t	o	j	f	p	l	j	h	g	q	s	a	b	v	x
j	i	o	l	s	d	e	t	y	m	d	v	h	b	t	i
a	t	o	s	t	a	n	d	w	g	j	c	f	s	t	y

## Notes to the Muallim/ah

This book will come with 9 sets of flash cards and suggestions for teaching of lesson one.

### Period 1:

Write the word *istinjaa* on the board. See if the children remember what the word means. Do a quick revision of the previous years work. Now ask the children questions like - "do we eat while in the toilet?" And the children will definitely say no.

Tell the children that now similarly there are other things that we do not do and we now introduce the first flash card - barefoot. The children may not be able to read this word at this stage so ask them to repeat after you. Ask them to find the word in their book and to trace the word with their fingers.

### Pupil activity:

- Finding the words in the book that are the same as those on the flash cards.
- Tracing the words with their fingers.

### Period 2:

- Revise what was taught previously.
- Introduce the flash card - Qiblah.
- Find out if the children understand what the word Qiblah is.
- Get the children to try and show you the direction of the Qiblah in the class.
- Now explain point 3 to them. (Try to do this practically.)
- Trace the word Qiblah.
- Explain point four to them.

### Pupil activity:

- Finding the Qiblah.
- Tracing the word Qiblah.
- Revise the previous periods work.
- Ask the children if anyone of them reads books or newspapers while in the toilet.
- Then go onto to explain as Muslims we do not read any books and newspapers in the toilet.
- While doing this put up the flash words - newspaper - books.
- Go onto introducing point 6. When doing this put up the flash card - dua and qur'aan.







2 Fiqh made easy

